



# Product Catalogue

2024-25 | Issue 2.0



**1300 854 010**  
enforcergroup.com.au

  
**EXCELLENT**  
Based On  
900+ Verified Reviews



## About

Enforcer Group is an Australian owned leading manufacturer and supplier of car park, road and industrial safety products. Our exemplary reputation is built on product excellence and customer service. We proudly supply quality products to many of Australia's major companies, government agencies, councils, hospitals, universities and airports.

As an importer, Enforcer Group follows stringent quality control protocols, ensuring all products adhere to strict Australian safety standards. When our quality assurance team identifies a product that does not meet our standards, it does not make it to our warehouses.

As a manufacturer, Enforcer Group strives to innovate and lead our industry with the latest product range. Our research and development team continually identifies new technologies and products that solve our customer's problems and comply with Australian safety standards.

We are committed to reducing our carbon footprint and prioritising environmentally friendly practices. A significant portion of our products feature recycled and recyclable materials.

**15**

Years of Service

**10000+**

Satisfied Customers

**500+**

Safety Products

**1000+**

Successful Projects

**900+**

Verified Google Reviews

---

### Showroom/Warehouse

#### Melbourne

57-67 Popes Rd, Keysborough  
Victoria 3173

#### Perth

1/41-45 Furnace Road  
Welshpool WA 6106

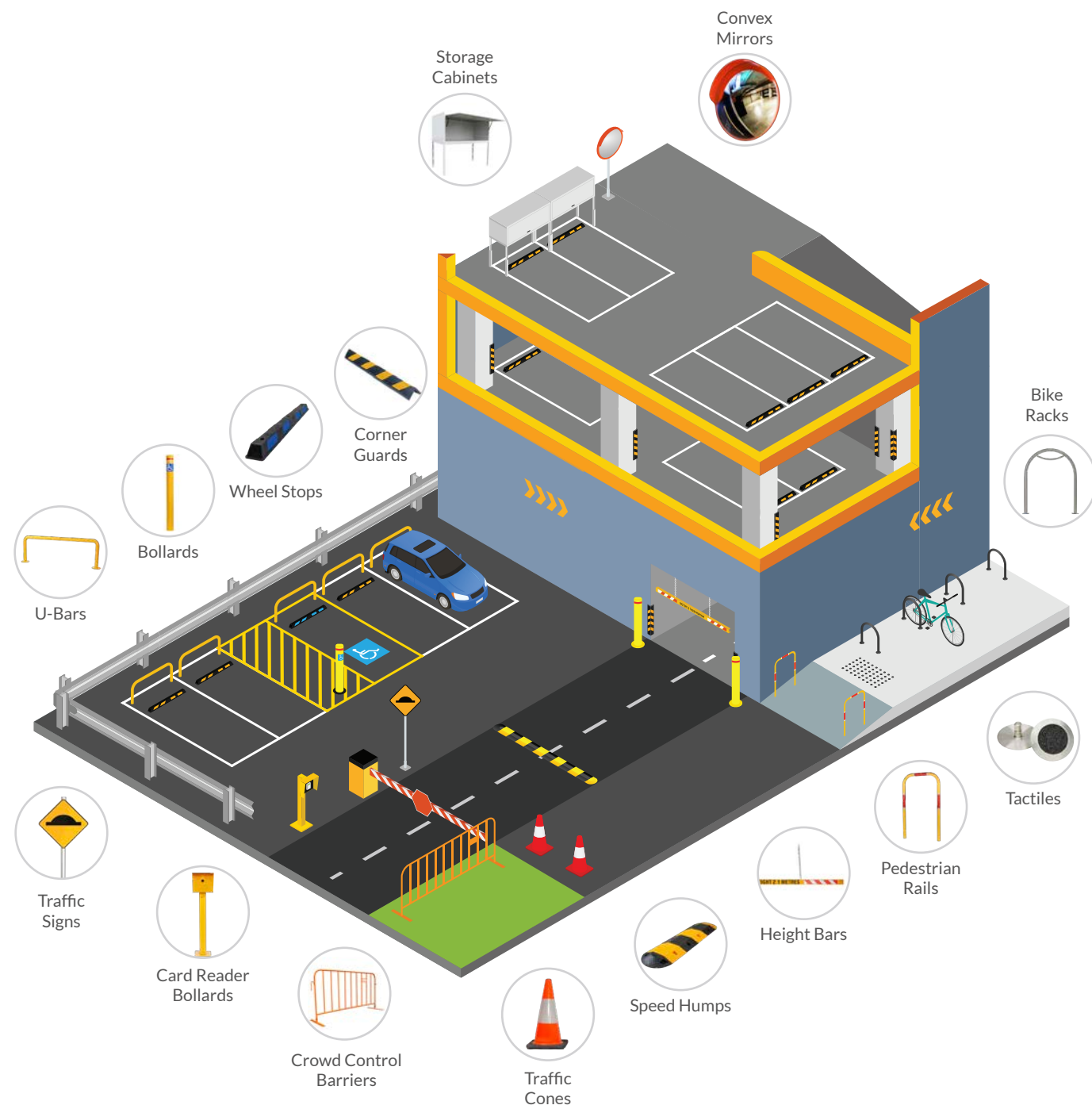
### Get in Touch

p: 1300 854 010

e: [sales@enforcergroup.com.au](mailto:sales@enforcergroup.com.au)

End-to-End Car Park, Road and Industrial Safety Products

Discover car park, road and industrial safety products in one place!



“500+ Products for Ultimate Safety”

Contents

1

Bollards, U-Bars and Bike Racks

Bollards	08
U-Bars	23
Bike Racks	26

2

Car Park Supplies

Wheel Stops	36
Speed Humps	41
Safety Mirrors	48
Height Clearance Bars	51
Corner Guards	52
Column Guards	55
Wheel Chocks	57
Storage Cabinets	59

3

Crowd Control and Safety Barriers

Retractable Belt Barriers	63
Rope Barriers	64
Expandable Safety Barriers	68
Crowd Control Barriers	73
Water-Filled Barriers	75

4

Cable Protectors and Floor Safety

Cable Protectors	77
Kerb and Door Ramps	83
Floor Bundings	89
Tactile Indicators	90
Stair Nosing	95
Anti-Slip Tapes	101

5

Traffic Signs and Road Safety

Lane Separators	102
Traffic Cones and Bollards	105
Safety Chains	106
Barrier Tapes	107
Line Marking Products	108
Road Safety Products	109
Traffic Signs	111

6

Industrial Asset Protection

Downpipe Protectors	116
Docking Bumpers	117
Wall Bumpers	118
Racking Protectors	119

7


Mounting Hardware

Dyna Bolts	124
Screw Bolts	124
Spikes	125
Nails	125
Plugs and Screws	125

## Our Services

### Installation Services

Enforcer Group specialises in installation and fit outs for the industrial, commercial and residential sectors. We provide a convenient and professional installation service for bollards, bike racks, wheel stops, speed humps, mirrors and storage cages. By using our convenient and cost-effective installation service, you can be confident that your new products are installed securely and in adherence to Australian safety requirements.



Contact us to arrange an installation consultation where we will map out the scope of your project and provide you with a competitive quote.

### Car Park Safety Consultations

Our parking and traffic safety experts can help you find the most practical and effective plan for your parking project. Our goal is to tailor a comprehensive strategy that improves safety and reduces costly accidents in your car park. We provide clients across Australia with affordable and effective car park safety solutions that enhance their business.



Arrange a free car park safety consultation by contacting us today.

### Line Marking Services

Our professional line markers are available 7 days a week as well as overnight. We specialise in industrial and commercial environments and service car parks, shopping centres, schools, sporting arenas, factories and other facilities with professional and compliant safety lines that meet OH&S requirements. Our line markers can also remove lines without damaging your surfaces. Additionally, we also provide hard-wearing, low maintenance anti-slip and decorative floor coatings.



All our products are eco-friendly, water based and low VOC to ensure the safety of your people and environment.

### Custom Bollard Fabrication

Our experienced fabricators work with you to design a unique bollard that perfectly meets your functional and aesthetic needs. Our expertise lies in creating high-quality bollards in custom sizes, shapes, colours and materials.



Contact our team to design and create the perfect bollard for your property or project.

### Core Drilling and Scanning

As part of our professional installation service, we're experts in core drilling and scanning to secure bollards in-ground. Core drilling involves using a hollow drill bit to extract a cylinder of material leaving an accurate sized hole that will hold your bollard securely. Core drilling is required for installing in-ground bollards in concrete or asphalt.



### Car Park Guard Rail


Our experts specialise in full-service solutions and can design, manufacture and install guard rails and crash barriers to enhance the safety of your car park or facility. Guard rails can be used to safeguard against accidental falls and collisions and maintain boundaries.



We can design guard rails that combine effective protection and architectural excellence, so your business is protected from damage and accidents while maintaining a sleek look and feel. They can be made from a variety of materials like wood, steel and aluminium

**Talk to our Experts**  
**1300 854 010**






## Bollards

Bollards are used to improve safety around car parks, control traffic flow and provide security to assets. Enforcer supplies a wide range of bollards including both permanent and removable bollards to suit different needs.

### Bollard Materials and Finish

- ▶ **Stainless Steel:** Manufactured from silver grade 304 stainless-steel pipe. Strong and durable, these bollards are used to safeguard assets and provide reliable protection.
- ▶ **Hot-Dipped Galvanised Steel:** Suited for outdoor use, galvanised steel bollards resist rust and corrosion. They are designed for durability and strength and can be used in areas where they will be exposed to the elements, like car parks and around facilities.
- ▶ **Polyurethane:** Our high-quality polyurethane bollards are durable and weather resistant while being more forgiving in impacts. They are perfect for providing a traffic control warning without causing expensive vehicle damage. Polyurethane bollards are flexible and able to absorb and bounce back after impacts with minimal damage to the bollard or vehicle.
- ▶ **Finish:** Our bollards are available in different finishes including powder coated safety yellow, black, white and blue.

### Bollards We Supply



## 1 Bollards, U-Bars and Bike Racks

### Summary of Contents

#### Bollards

Surface-Mounted Bollards	[09]
In-Ground Bollards	[10]
Removable Bollards	[11]
Removable Surface-Mounted Bollards	[12]
Flexible Bollards	[14]
Flexible Steel Bollards	[15]
Delineators	[15]
Fold-Down Parking Bollards	[16]
Remote Control Parking Bollards	[18]
Card Reader Bollards	[19]
Bollard Protection Covers	[20]
Bollard Accessories	[20]

#### U-Bar Bollards

Surface-Mounted U-Bar Bollards	[24]
U-Bar Handrails	[24]
In-Ground Mounted U-Bar Bollards	[25]
Pedestrian Barrier Grab Rails	[25]
<b>Bike Racks</b>	
Surface-Mounted Bike Racks	[27]
In-Ground Bike Racks	[33]
Wall-Mounted Bike Racks	[34]



Surface-Mounted Bollards



Product Code	Bollard Diameter	Height	Wall Thickness	Base Plate Diameter	Base Plate Thickness	Mounting Holes	Weight (Kgs)	Head	Finish
B63-SM-Y	63	900	2	150	5	4xø10mm	3.5	Dome	PC-Y
B90-SM-SS304	90	900	3	180	5	4xø14mm	7	Flat	SS
B90-SM-B	90	900	3	225	8	4xø14mm	8	Dome	BLK
B90-SM-Gal	90	900	3	225	8	4xø14mm	8	Dome	GAL
B90-SM-Yellow	90	900	3	225	8	4xø14mm	8	Dome	PC-Y
B90-SM-Yellow-1200	90	1200	3	225	8	4xø14mm	9.5	Dome	PC-Y
B90-SM-Y-BC	90	900	3	225	8	4xø14mm	8	Cap	PC-Y
B114-SM-Y	114	1000	3	240	8	4xø18mm	11	Dome	PC-Y
B140-SM-SS304-900	140	900	3	250	5	4xø18mm	11.5	Flat	SS
B140-SM-B	140	1200	3	300	10	4xø18mm	17.5	Dome	BLK
B140-SM-Gal	140	1200	3	300	10	4xø18mm	15	Dome	GAL
B140-SM-Y	140	1200	3	300	10	4xø16mm	17.5	Dome	PC-Y
B140-SM-SS304-1200	140	1200	3	250	5	4xø18mm	15	Flat	SS
B140-DP-SM-BLUE	140	1300	3	300	10	4xø18mm	18	Dome	PC-BL
B140-DP-SM-Y	140	1300	3	300	10	4xø18mm	18	Dome	PC-Y
B165-SM-Y	165	1200	3	300	10	4xø18mm	20	Dome	PC-Y
B165-DP-SM-Y	165	1300	3	300	10	4xø18mm	21	Dome	PC-Y
B165-DP-SM-BLUE	165	1300	3	300	10	4xø18mm	21	Dome	PC-BL
B168-SM-SS304	168	1200	3	300	10	4xø18mm	20	Flat	SS
B220-SM-Gal	220	1200	4.8	390	12	5xø22mm	37	Dome	GAL
B220-SM-Y	220	1200	4.8	390	12	5xø22mm	37	Dome	PC-Y

All Dimensions are in mm SS - Silver Brushed Stainless Steel GAL - Hot-Dipped Galvanised Steel PC-Y - Powder-Coated Steel(Yellow)  
BLK - Powder-Coated Steel(Black) PC-W - Powder-Coated Steel(White) PC-BL - Powder-Coated Steel(Disabled Blue)

In-Ground Bollards

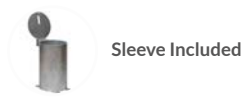
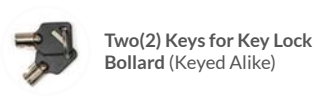
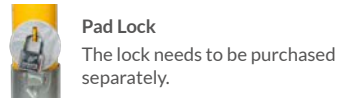
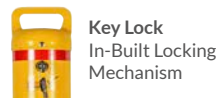




Breakaway Bollard (BB220-IG-G)

Product Code	Bollard Diameter	Height	Height Above Ground	Depth In-Ground	Wall Thickness	Weight (Kgs)	Head	Finish
B63-IG-Y	63	1280	900	380	1.5	4	Dome	PC-Y
B90-IG-BT-SS304	90	1200	900	300	3	8	Bevel	SS
B90-IG-Gal	90	1280	900	380	3	8	Dome	GAL
B90-IG-SS304	90	1200	900	300	3	8	Flat	SS
B90-IG-Y	90	1280	900	380	3	8	Dome	PC-Y
B114-IG-Y-RC	114	1300	900	400	3	11.5	Dome	PC-Y
B114-IG-Gal	114	1300	1000	300	3	11	Dome	GAL
B140-IG-BT-SS304	140	1200	900	300	3	13	Bevel	SS
B140-IG-Gal	140	1600	1200	400	3	16	Dome	GAL
B140-IG-Y	140	1600	1200	400	3	16	Dome	PC-Y
B165-DP-IG-Y	165	1680	1300	380	3	20	Dome	PC-Y
B165-IG-Gal	165	1500	1200	300	3	23	Dome	GAL
B168-IG-SS304	168	1700	1300	400	3	13	Flat	SS
B220-IG-Gal	220	1800	1200	600	4.8	41	Dome	GAL
B220-IG-Y	220	1800	1200	600	4.8	41	Dome	PC-Y
BB165-IG-G	165	1900	1200	700	3	32.2	Dome	GAL
	Base Plate - 330mm diameter x 10mm thick, 5 mounting holes 22mm diameter							
BB220-IG-G	220	1900	1200	700	4.8	46	Dome	GAL
	Base Plate - 390mm diameter x 20mm thick, 5 mounting holes 22mm diameter							

All Dimensions are in mm SS - Silver Brushed Stainless Steel GAL - Hot-Dipped Galvanised Steel PC-Y - Powder-Coated Steel(Yellow)

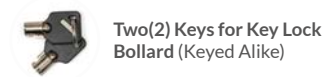
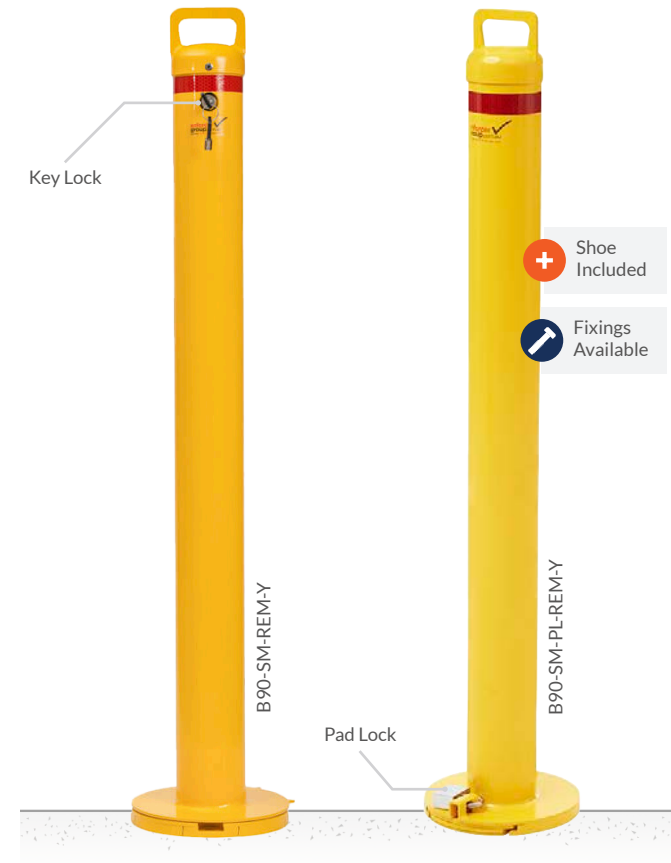
Removable Bollards




Product Code	Bollard Diameter	Height Above Ground	Depth In-Ground	Wall Thickness	Lock	Sleeve		Weight (Kgs)	Head	Finish
						Height	Diameter			
B90-IG-REM-KL-SS316	90	900	300	3	Key	225	100	11	Flat	SS
B90-IG-REM-KL-Y	90	900	225	3	Key	225	100	10.5	D.Hand	PC-Y
B90-IG-REM-PL-Y	90	900	225	3	Pad	225	100	10	D.Hand	PC-Y
B90-IG-REM-PL-SS316	90	900	225	3	Pad	225	100	10	Flat	SS
B90-IG-REM-KL-G	90	900	225	3	Key	225	100	10.5	D.Hand	GAL
B90-IG-REM-PL-G	90	900	225	3	Pad	225	100	10	D.Hand	GAL
B90-IG-REM-KL-B	90	900	225	3	Key	225	100	10.5	D.Hand	BLK
BHD90-IG-RD-KL-Y	90	1200	200	5	Key	225	100	16.3	D.Hand	PC-Y
BHD114-IG-KL-Y	114	950	250	5	Key	250	127	22.5	D.Hand	PC-Y
B140-IG-REM-KL-G	140	1200	250	3	Key	250	150	22.5	D.Hand	GAL
B140-IG-REM-PL-G	140	1200	250	3	Pad	250	150	19	D.Hand	GAL
B140-IG-REM-KL-Y	140	1200	250	3	Key	250	150	22.5	D.Hand	PC-Y
B140-IG-REM-PL-Y	140	1200	250	3	Pad	250	150	19	D.Hand	PC-Y
BP140-IG-REM-KL-SS	140	900	250	3	Key	250	150	19	M.Hand	SS
BP140-IG-REM-KL-Y-900	140	900	250	3	Key	250	150	19.5	M.Hand	PC-Y
BP140-IG-REM-PL-SS	140	900	250	3	Pad	250	150	18	M.Hand	SS
BP140-IG-REM-PL-Y	140	900	250	3	Pad	250	150	16	M.Hand	PC-Y

All Dimensions are in mm SS - Silver Brushed Stainless Steel GAL - Hot-Dipped Galvanised Steel PC-Y - Powder-Coated Steel(Yellow)  
 BLK - Powder-Coated Steel(Black)

Removable Surface-Mounted Bollards



Note: The pad lock needs to be purchased separately.

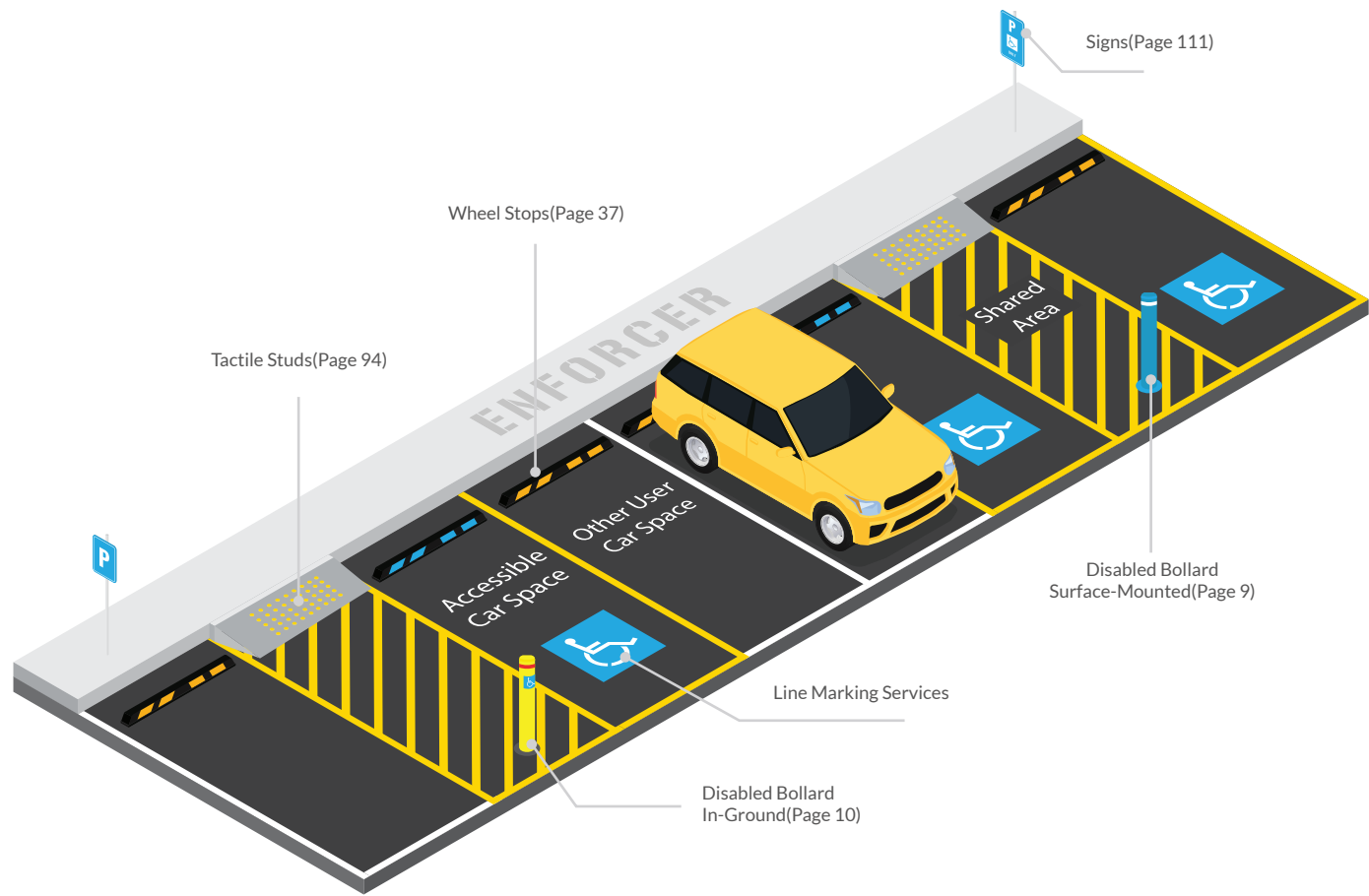


Product Code	Bollard Diameter	Height	Wall Thickness	Lock	Base Plate			Weight (Kgs)	Head	Finish
					Diameter	Height	Mounting Holes			
B90-SM-REM-Y	90	1000	3	Key	200	20	4xø14mm	11	Dome+H	PC-Y
B90-SM-REM-B	90	1000	3	Key	200	20	4xø14mm	11	Dome+H	BLK
B90-SM-REM-W	90	1000	3	Key	200	20	4xø14mm	11	Dome+H	PC-W
B90-SM-REM-KL-SS316	90	1000	3	Key	200	20	4xø14mm	12.5	Flat	SS
B90-SM-PL-REM-Y	90	1000	3	Pad	200	20	4xø14mm	14.5	Dome+H	PC-Y
B140-SM-REM-Y	140	1000	3	Key	230	15	4xø14mm	20	Dome+H	PC-Y
B90-SM-SHOE	Bollard 90mm Surface-Mounted Shoe Base - 3.5 Kg [Style C] (PC-Y)									
B90-SM-SHOE-KL-B	Bollard 90mm Surface-Mounted Shoe Base - 3.5 Kg [Style C] (BLK)									
B90-SM-SHOE-KL-W	Bollard 90mm Surface-Mounted Shoe Base - 3.5 Kg [Style C] (PC-W)									
B90-SM-SHOE-KL-SS	Bollard 90mm Surface-Mounted Shoe Base - 3.5 Kg [Style C] (SS)									
B90-SM-PL-SHOE	Bollard 90mm Surface-Mounted Pad Lock Shoe Base [Style A] (PC-Y)									
B140-SM-KL-SHOE	Bollard 140mm Surface-Mounted Key Lock Shoe Base [Style B] (PC-Y)									

All Dimensions are in mm SS - Silver Brushed Stainless Steel GAL - Hot-Dipped Galvanised Steel PC-Y - Powder-Coated Steel(Yellow)  
 BLK - Powder-Coated Steel(Black) PC-W - Powder-Coated Steel(White)



Disability Parking



“ Make Accessible Parking More Accessible ”

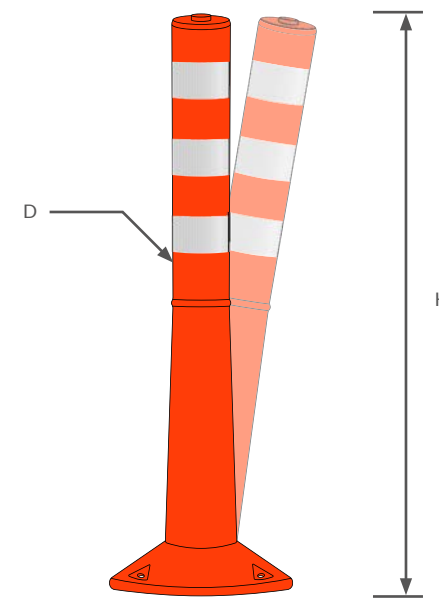
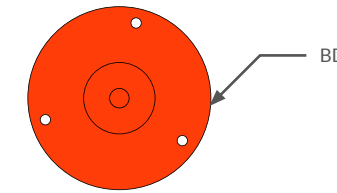

The Law and Importance of Disability Parking

Parking spaces designated for people with disabilities must be clearly marked to ensure they are kept free for their intended users. Clearly marking disabled parking spaces also helps people with disabilities to easily find them when needed. Private and public buildings are required to have enough parking spaces designated for people with disabilities to ensure that the site is easily accessible.

Accessible parking allows people with disabilities to comfortably enter and exit their vehicle with enough room to unload and manoeuvre any wheelchairs or walking supports they may use. The parking spaces must be big enough for people with disabilities to safely operate any equipment they need and must be a safe distance from any oncoming traffic that may present hazards.

Enforcer Group provides expert advice and full-service solutions to ensure your car park complies with Australian standards for disability parking. We offer a professional line marking service as well as a wide range of products like disabled parking signs, bollards and wheel stops to mark disabled parking areas. Contact our team of parking experts to learn about how to build an accessible car park.

Flexible Bollards - Polyethylene



Product Code	Bollard Diameter(D)	Height (H)	Base Diameter(BD)	Base Thickness	Mounting Holes	Weight (Kgs)	Finish
B-Flex-O	80	750	200	10	3xø12mm	1	PE-O
BFlex-O-1M	90	1000	200	10	3xø12mm	1.5	PE-O
Bflex750	80	750	200	10	3xø12mm	1	PE-O
BFlexi-2PC	100	950	260	-	-	3	PE-O

All Dimensions are in mm PE-O - High Visibility Orange (Polyethylene (PE))



Flexible Steel Bollards



Product Code	Bollard Diameter	Height	Wall Thickness	Base Plate Diameter	Base Plate Thickness	Mounting Holes	Weight (Kgs)	Head	Finish
BF140-SM-Yellow	140	1300	4	250	8	4xø16mm	23.5	Dome	PC-Y
BF90-SM-Yellow	90	1000	4	200	8	4xø14mm	12	Dome	PC-Y

All Dimensions are in mm **PC-Y** - Powder-Coated Steel(Yellow)

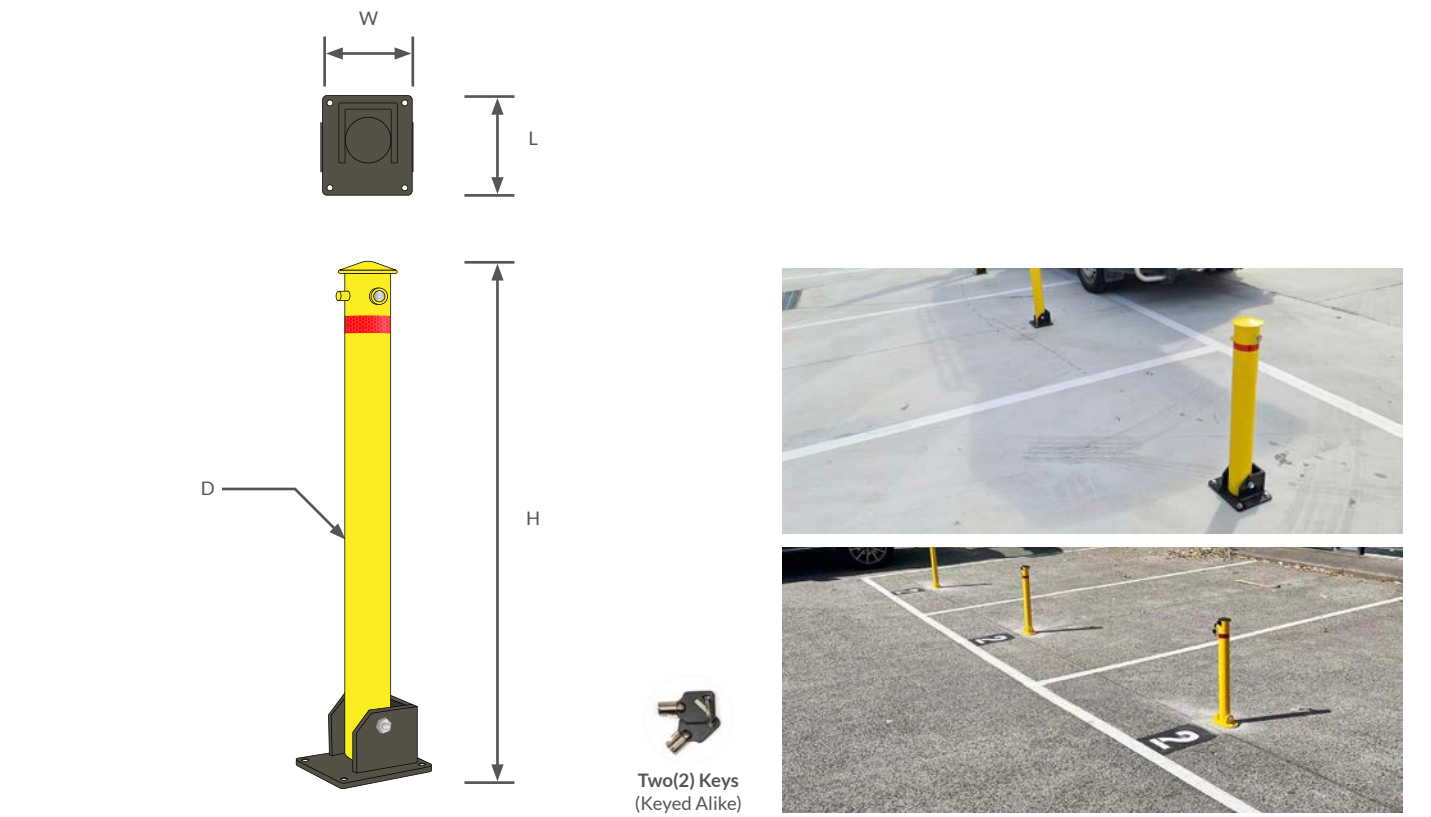
Flexible Bollard - Delineators



Product Code	Bollard Diameter	Height	Base Diameter	Mounting Holes	Weight (Kgs)	Finish
BFlex-SD-1100	60	1110	180	4xø18mm	2	PVC-W
BFlex-SD-1350	60	1350	180	4xø18mm	3	PVC-W

All Dimensions are in mm **PVC-W** - Polyvinyl Chloride(White)

Fold-Down Parking Bollards




Product Code	Bollard Diameter (D)	Height (H)	Folded Height	Lock	Wall Thickness	Base Plate			Weight (Kgs)	Finish
						Length(L)	Width(W)	Mounting Holes		
B-Parking	60	650	90	Key	3	175	100	2xø14mm	5	PC-Y
B90-Parking	90	750	110	Key	3	200	175	4xø12mm	10.5	PC-Y

All Dimensions are in mm **PC-Y** - Powder-Coated Steel(Yellow)

BOLLARDS

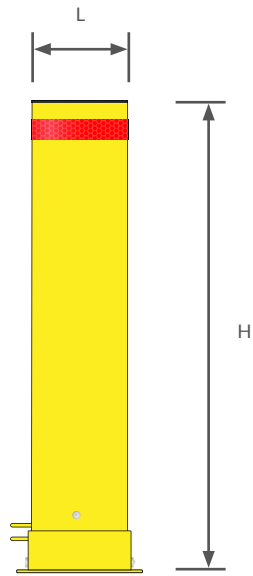
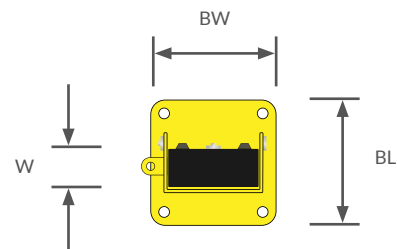
BOLLARDS

Fold-Down Parking Bollards



800mm Height  
80mm Fold Clearance

800mm Height  
80mm Fold Clearance



Stickers

Weather-resistant vinyl sticker

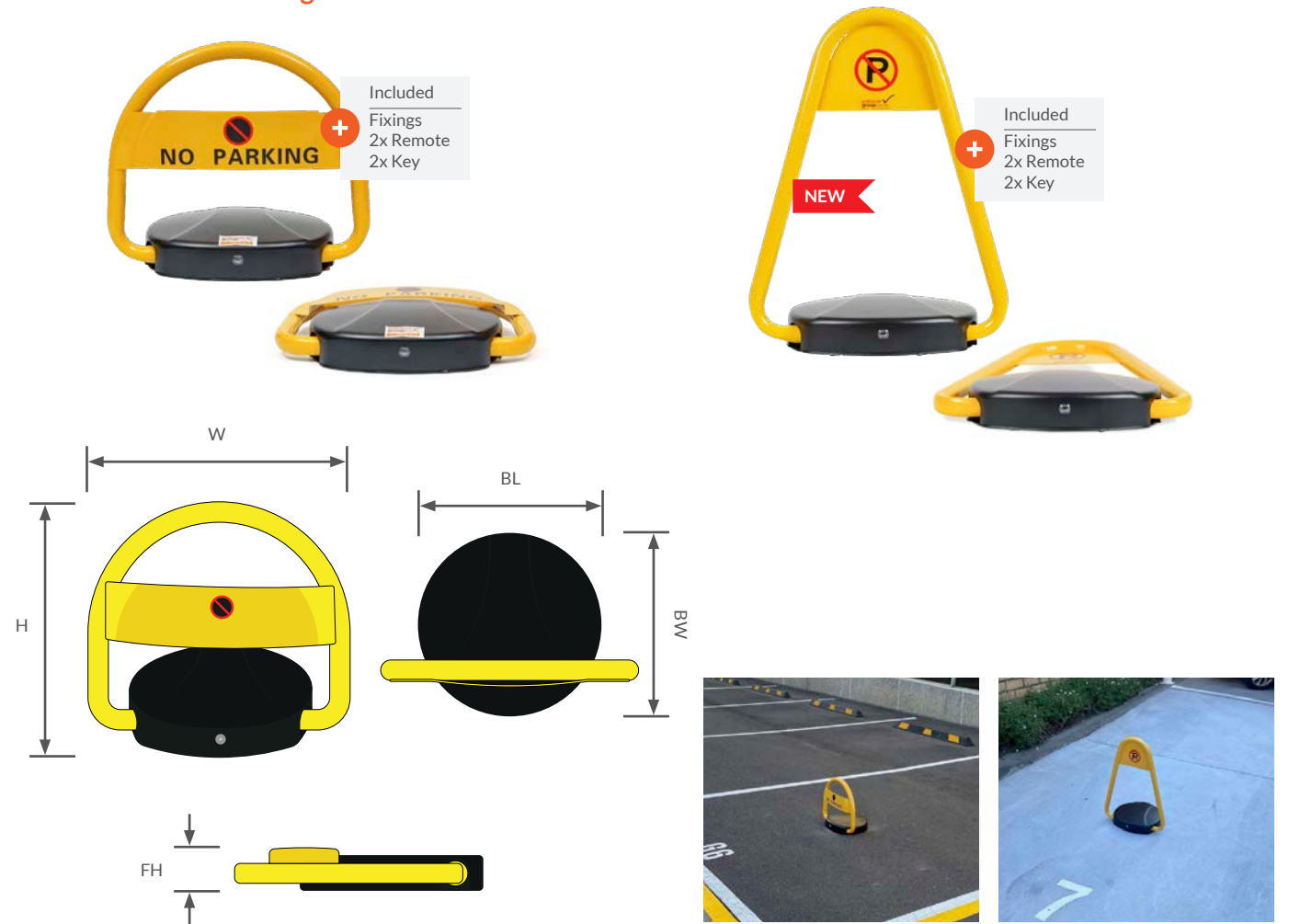


Note: The pad lock needs to be purchased separately.

Product Code	Length (L)	Width (W)	Height (H)	Folded Height	Lock	Wall Thickness	Base Plate		Weight (Kgs)	Finish
							BLxBW	Mounting Holes		
Bparking-R-KL	150	50	800	80	Key	3	200x200	4xø14mm	12	PC-Y
Bparking-R-PL	150	50	800	80	Pad	3	200x200	4xø14mm	12	PC-Y

All Dimensions are in mm PC-Y - Powder-Coated Steel(Yellow)

Remote Control - Parking Bollards




Product Code	Width (W)	Height (H)	Folded Height (FH)	Remote Distance (Metre)	Base Plate		Weight (Kgs)	Finish
					BLxBW	Mounting Holes		
Bparking-Remote	450	400	75	20-50	200x200	4xø12mm	8	PC-Y
Bparking-R-600	450	600	75	20-50	200x200	4xø12mm	8	PC-Y

All Dimensions are in mm PC-Y - Powder-Coated Steel(Yellow)



Included 2x Key and 2x Remote

Fold-Down Parking U-Bollards

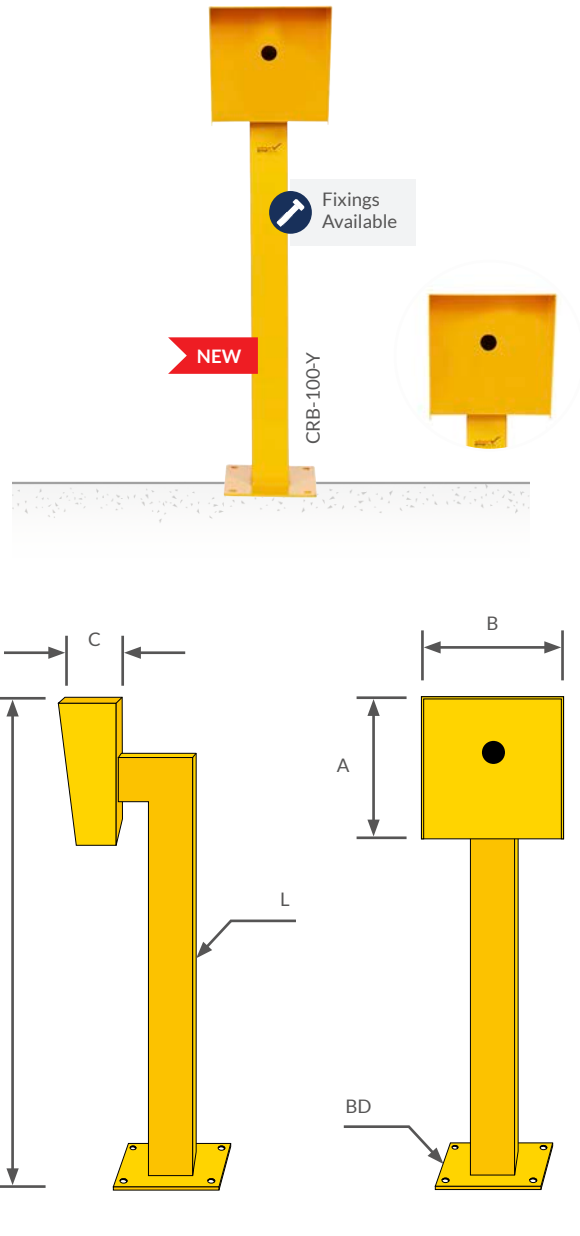
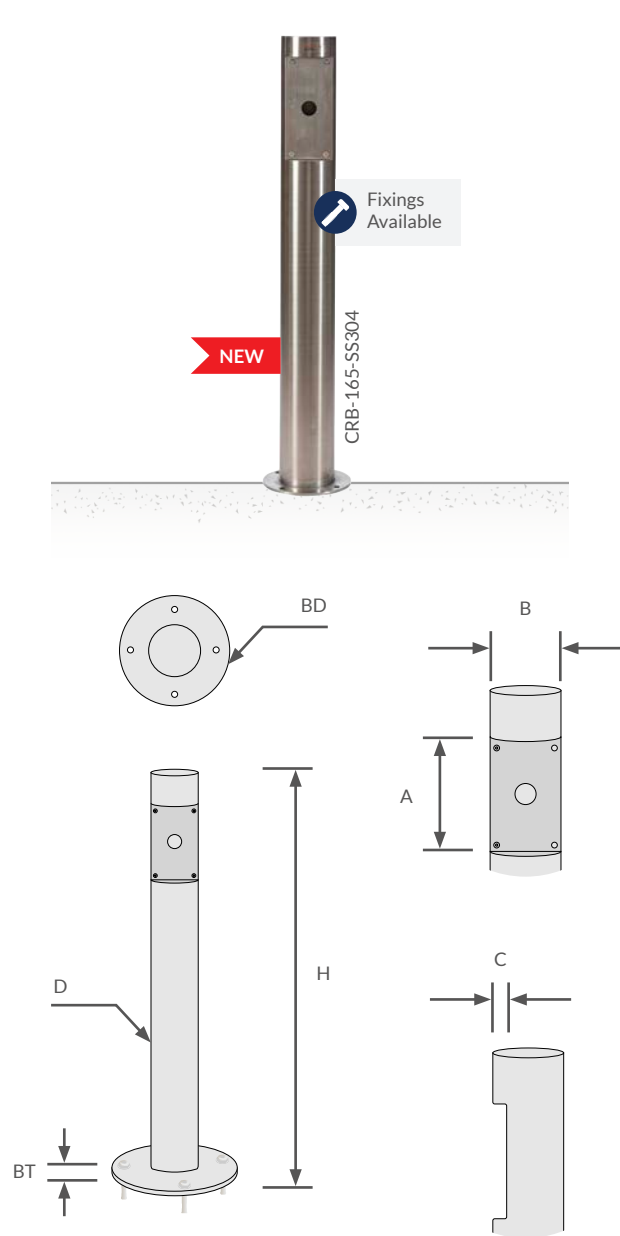


Product Code	Diameter (D)	Height (H)	Folded Height (FH)	Lock	Wall Thickness	Base Plate		Weight (Kgs)	Finish
						BLxBW	Mounting Holes		
Bparking-U-PL	48	540	-	Pad	3	400x230	2xø14mm	11.5	PC-Y

All Dimensions are in mm PC-Y - Powder-Coated Steel(Yellow)



Card Reader Bollards - Intercom bollard post



Product Code	Bollard Diameter(D)/ Length(L)	Height (H)	Card Reader Holder Measurement (AxBxC)	Wall Thickness	Base Plate			Weight (Kgs)	Finish
					Diameter (BD)	Thickness (BT)	Mounting Holes		
CRB-165-G	165	1350	300x130x30	3	270	10	4xø18mm	19	GAL
CRB-165-SS304	165	1350	300x130x30	3	270	10	4xø18mm	20.9	SS
CRB-165-B	165	1350	300x130x30	3	270	10	4xø18mm	19	BLK
CRB-165-Y	165	1350	300x130x30	3	270	10	4xø18mm	19	PC-Y
CRB-100-Y	100x100	1300	290x290x30	3	250x250	-	4xø18mm	20.8	PC-Y

All Dimensions are in mm SS - Silver Brushed Stainless Steel GAL - Hot-Dipped Galvanised Steel PC-Y - Powder-Coated Steel(Yellow) BLK - Powder-Coated Steel(Black)

Bollard Protection Covers



Product Code	Bollard Diameter	Height	Weight (Kgs)	Finish
BPC-90-Y	104	1335	1	PC-Y
BPC-114-Y	140	1335	1	PC-Y
BPC-140-Y	152	1335	2	PC-Y
BPC-165-Y	180	1335	1	PC-Y

All Dimensions are in mm PC-Y - Powder-Coated Steel(Yellow)

Stickers

Weather-resistant vinyl stickers



B-DS



BSM

Bollard Base and Storage Sleeve



Product Code	Sleeve Diameter	Sleeve Height	Wall Thickness	Base Plate			Mounting Holes	Weight (Kgs)
				Length	Width	Thickness		
B90-IG-REM-BASE	100	225	4	-	-	-	-	3
B140-IG-REM-BASE	152	250	4	-	-	-	-	4.5
B90-SM-REM-BASE	100	200	4	100	80	5	4xø14mm	2
B140-SM-REM-BASE	150	200	4	200	130	5	4xø14mm	4
B90-SM-REM-DOUBLE-BASE	100	200	4	300	80	5	4xø14mm	4
B140-SM-REM-DOUBLE-BASE	150	200	4	400	130	5	4xø14mm	8

All Dimensions are in mm

Bollard Base Covers



Product Code	Diameter	Height	Wall Thickness	Weight (Kgs)	Finish	
BBC-190-SS304	190	30	0.6	0.23	SS	For 90mm SS Bollard
BBC-250-SS304	250	35	0.6	0.23	SS	For 140mm SS Bollard
BBC-315-SS304	315	35	0.6	0.56	SS	For 140 and 90mm SS Bollard

All Dimensions are in mm SS - Silver Brushed Stainless Steel

Bollard Safety Pad Lock - 40mm




B-Padlock-40

Bollard Spare Keys



Product Code	Description
B-SK-RB	Spare Key for Rectangle Parking Bollards
B-SK-PB	Spare Key for Parking Bollards
B-SK-BR	Spare Key for Removable Bollards

Steel Chains



Product Code	Description
SC-6M-G	6mm Diameter, 1000mm Length, Steel Chain, Galvanised
SC-6M-B	6mm Diameter, 1000mm Length, Steel Chain, Black
SC-6M-Y	6mm Diameter, 1000mm Length, Steel Chain, Yellow

**Bollard and Wheel Stop Highest Safety Ensured!**

**Need Wheel Stops?**  
Page 36

Bollard Hangers



Single Hanger



Fixings Available




Double Hanger



Product Code	Length	Height	Width	Capacity	Steelplate	Weight (Kgs)
B90-HANGER	180	95	80	1x 90mm	TM55	1
B90-DOUBLE-HANGER	360	95	80	2x 90mm	TM55	1.5
B140-HANGER	230	121	80	1x 140mm	TM55	1
B140-DOUBLE-HANGER	460	121	80	2x 140mm	TM55	2

All Dimensions are in mm

Reflective Tapes



Product Code	Description
RTC1-25-R	Red Reflective Tape, 25mm width, Class 1, 45 Metre Roll
RTC1-25-W	White Reflective Tape, 25mm width, Class 1, 45 Metre Roll
RTC1-50-R	Red Reflective Tape, 50mm width, Class 1, 45 Metre Roll
RTC1-50-W	White Reflective Tape, 50mm width, Class 1, 45 Metre Roll
RTC1-50-Y	Yellow Reflective Tape, 50mm width, Class 1, 45 Metre Rol







## U-Bar Bollards

U-Bar Bollards are a versatile safety tool that suits various applications including controlling traffic, protecting assets and enhancing the look and feel of environments.

Our range includes surface mounted bollards, in-ground bollards and pedestrian barrier grab rails. They are all designed to meet different needs and requirements.

### U-Bar Bollards Benefits

- ▶ **Traffic Control:** U-bar bollards can be strategically placed around your facility, car park or asset to control traffic flow, create boundaries, mark pedestrian zones, manage access and increase the overall safety of the site.
- ▶ **Enhanced safety:** U-bar bollards are primarily used to increase safety and protection for pedestrians, vehicles and property. U-bar bollards create physical barriers to protect buildings and other assets from unauthorised access and vehicle impacts.

### Where U-Bar Bollards Work

- ▶ **Public Spaces:** U-bar bollards can be installed in parks and recreational areas. They can be used to define pedestrian walkways, control vehicle flow and to restrict access.
- ▶ **Commercial Properties:** U-bar bollards can be used in airports, office and retail precincts as well as factories and industrial sites. They are an effective way to manage traffic, secure entry and protect valuable assets.
- ▶ **Pedestrian Areas:** U-bar bollards can be strategically installed to create safe boundaries for sidewalks, footpaths and road crossings to protect pedestrians and guide vehicles safely.

### U-Bar Bollards We Supply



Surface-Mounted U-Bar Bollards



In-Ground U-Bar Bollards



Surface-Mounted U-Bar Hand Rails



Pedestrian Barrier Grab Rails

### Surface-Mounted U-Bar Bollards

#### U-Bar Bollards




Product Code	Diameter	Length	Height	Wall Thickness	Base Plate Diameter	Base Plate Thickness	Mounting Holes	Weight (Kgs)	Finish
UB90-SM-Y	90	1000	700	3	225	6	ø14mm	19	PC-Y
UB90-SM-G	90	1000	700	3	225	6	ø14mm	20.8	GAL
UB90-SM-Y-2M	90	2000	700	3	225	6	ø14mm	25.5	PC-Y
UB90-SM-G-2M	90	2000	700	3	225	6	ø14mm	25.2	GAL
UB90-SM-B-2M	90	2000	700	3	225	6	ø14mm	25	BLK

All Dimensions are in mm GAL - Hot-Dipped Galvanised Steel PC-Y - Powder-Coated Steel(Yellow) BLK - Powder-Coated Steel(Black)

### Surface-Mounted U-Bar Bollards

#### U-Bar Handrails



Product Code	Diameter	Length	Height	Wall Thickness	Base Plate		Mounting Holes	Weight (Kgs)	Finish
					LxW	Thickness			
UB-HR-Y-1	48	1000	1040	3	150x75	10	ø14mm	13.5	PC-Y
UB-HR-G-1	48	1000	1040	3	150x75	10	ø14mm	13.5	GAL
UB-HR-Y-2	48	2000	1040	3	150x75	10	ø14mm	19.6	PC-Y
UB-HR-G-2	48	2000	1040	3	150x75	10	ø14mm	19.6	GAL

All Dimensions are in mm GAL - Hot-Dipped Galvanised Steel PC-Y - Powder-Coated Steel(Yellow)



**In-Ground U-Bar Bollards**

**U-Bar Bollards**



Product Code	Diameter	Length	Height	Height Above Ground	Depth In-Ground	Wall Thickness	Weight (Kgs)	Anchor Rod (Dia x L)	Finish
UB90-IG-Y	90	1000	1100	700	400	3	20	14x200	PC-Y
UB90-IG-G	90	1000	1100	700	400	3	20	14x200	GAL
UB90-IG-Y-2M	90	2000	700	400	300	3	26.6	14x200	PC-Y
UB90-IG-G-2M	90	2000	700	400	300	3	26.6	14x200	GAL

All Dimensions are in mm GAL - Hot-Dipped Galvanised Steel PC-Y - Powder-Coated Steel(Yellow)

**Pedestrian Barrier Grab Rails**



Product Code	Width	Height	Finish
PHR-IG-Y800	800	1300	PC-Y

All Dimensions are in mm PC-Y - Powder-Coated Steel(Yellow)



**EXPANDABLE SAFETY BARRIERS!**



**Need an Expandable Barrier?** Page 68



**Bike Racks**

Ensure your customers, visitors and staff have adequate secure bicycle parking when they need it. Bike racks are used in apartment buildings, car parks, workplaces, schools, parks and businesses to cater for cyclists that need to safely park their bikes. Providing bike racks makes your environment more cyclist-friendly and can encourage people to exercise, reduce traffic congestion and visit your business or area.

**Australian Standards**

Standards Australia recognises the rules laid under AS2890.3 (2015) as the minimum requirements for the layout and design of bike parking facilities.

**The Requirements**

- At least one wheel and frame can lock directly to the bike rack with a D-lock.
- The bike rack provides adequate support to prevent the bike from falling over.
- The bike rack is constructed from material that resists cutting, breaking and bending.
- The fixings are tamper resistant.

Failing to comply with bike parking standards may result in development approval delays, requests to provide adequate bike parking, replacement of noncompliant bike racks, loss of Green Star points and fines.

**Bike Racks We Supply**



Surface/In-Ground Hoop Bike Racks



Surface-Mounted Circular Bike Rack



Surface-Mounted Coat Hanger Bike Racks



Surface-Mounted P-Style Bike Racks



Wall Mounted Hanger Bike Rack



Wall Mounted Over-Bonnet Bike Rack

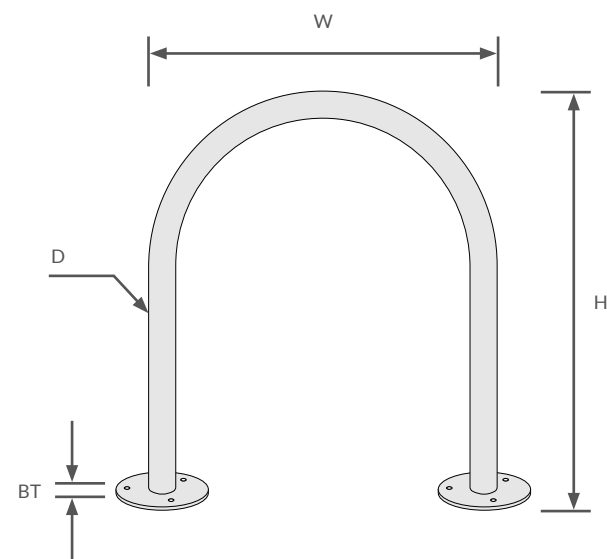


Surface-Mounted 2-Tier Bike Racks

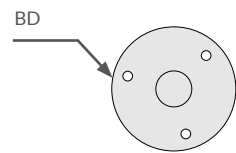
Surface-Mounted Bike Racks  
Hoop Bike Racks



Fixings Included



Circular Bike Rack  
BR-C-SM-SS304



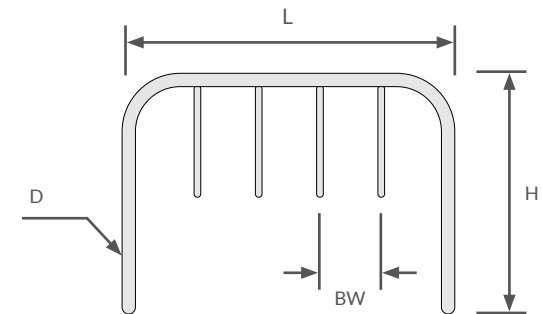
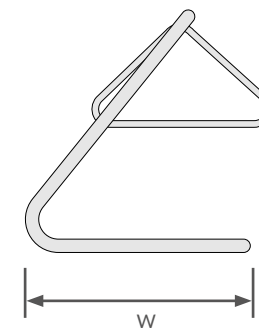

Product Code	Diameter (D)	Height (H)	Width (W)	Wall Thickness	Base Plate		Mounting Holes	Weight (Kgs)	Finish
					Diameter (BD)	Thickness (BT)			
BR-SM-G	50	850	850	3	150	8	3xø12mm	11	GAL
BR-SM-GB	50	850	850	3	150	8	3xø12mm	11	BLK
BR-SM-SS304	50	850	850	3	150	6	3xø12mm	8.5	SS
BR-C-SM-SS304	60	838	889	3	178x150	8	3xø12mm	13.4	SS

All Dimensions are in mm SS - Silver Brushed Stainless Steel GAL - Hot-Dipped Galvanised Steel BLK - Powder-Coated Steel(Black)

Surface-Mounted Bike Racks  
Coat Hanger Bike Racks



Fixings Available


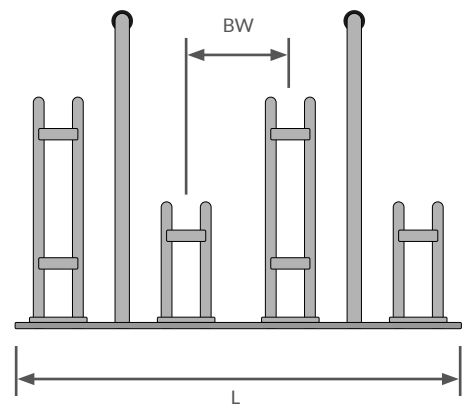
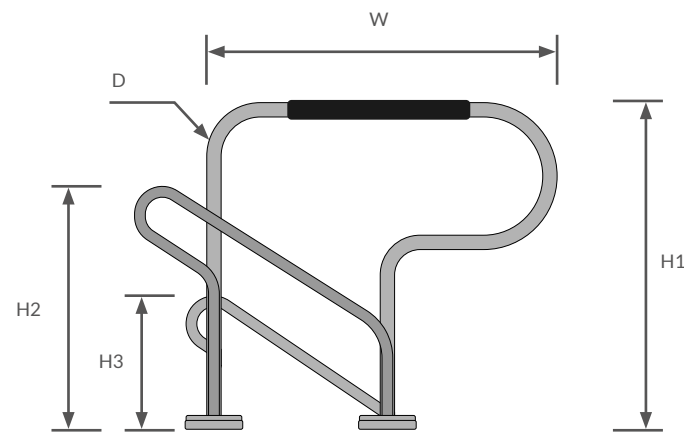


Product Code	Diameter (D)	Length (L)	Width (W)	Height (H)	Wall Thickness	Space Between Racks(BW)	Bike Capacity (Nos)	Weight (Kgs)	Finish
BR-CH-GS	60	800	850	850	3	230	4	21	GAL
BR-CH-GM	60	1240	850	850	3	230	4-7	27	GAL
BR-CH-GL	60	1900	850	850	3	300	7-10	36	GAL
BR-CH-SS304-S	60	800	850	850	3	230	4	21	SS
BR-CH-SS304-M	60	1240	850	850	3	230	4-7	27	SS
BR-CH-SS304-L	60	1900	850	850	3	300	7-10	36	SS
BR-CH-GBS	60	800	850	850	3	230	4	21	BLK
BR-CH-GBM	60	1240	850	850	3	230	4-7	27	BLK
BR-CH-GBL	60	1900	850	850	3	300	7-10	36	BLK

All Dimensions are in mm SS - Silver Brushed Stainless Steel GAL - Hot-Dipped Galvanised Steel BLK - Powder-Coated Steel(Black)



Surface-Mounted Bike Racks  
P-Style Bike Racks



Product Code	Diameter (D)	Length (L)	Width (W)	Height			Space Between Racks(BW)	Bike Capacity (Nos)	Weight (Kgs)	Finish
				Height (H1)	Height (H2)	Height (H3)				
BR-SM-P	60	1200	1050	840	600	365	300	4	27	GAL

All Dimensions are in mm GAL - Hot-Dipped Galvanised Steel

Bike Rack Options for Every Need

Enforcer Group supplies an extensive range of bike racks. Our bike racks are available in a range of high-quality materials and finishes and can be used indoors or outdoors.

Our bike racks are designed to withstand Australian weather conditions and ensure secure bike parking.

Here is a quick comparison guide of our range of quality bike racks.

Product Code	AS2890.3 Compliant	Indoor/Outdoor	Height	Mount	Model	Bike Capacity (Nos)	Weight	Finish
BR-SM-G	✓	✓	850	Surface	Hoop	1-2	11	GAL
BR-SM-GB	✓	✓	850	Surface	Hoop	1-2	11	BLK
BR-SM-SS304	✓	✓	850	Surface	Hoop	1-2	8.5	SS
BR-C-SM-SS304	✓	✓	838	Surface	Circular	1-2	13.4	SS
BR-CH-GS	×	✓	850	Surface	Coat Hanger	4	21	GAL
BR-CH-GM	×	✓	850	Surface	Coat Hanger	4-7	27	GAL
BR-CH-GL	×	✓	850	Surface	Coat Hanger	7-10	36	GAL
BR-CH-SS304-S	×	✓	850	Surface	Coat Hanger	4	21	SS
BR-CH-SS304-M	×	✓	850	Surface	Coat Hanger	4-7	27	SS
BR-CH-SS304-L	×	✓	850	Surface	Coat Hanger	7-10	36	SS
BR-CH-GBS	×	✓	850	Surface	Coat Hanger	4	21	BLK
BR-CH-GBM	×	✓	850	Surface	Coat Hanger	4-7	27	BLK
BR-CH-GBL	×	✓	850	Surface	Coat Hanger	7-10	36	BLK
BR-SM-P	×	✓	840	Surface	P-Style	4	27	GAL
BR-DH-1330	✓	✓	1330	Surface	2-Tier	2	-	GAL
BR-DH-1530	✓	✓	1530	Surface	2-Tier	2	-	GAL
BR-IG-SS316-MC	✓	✓	1050	In-Ground	Hoop	1-2	7	SS
BR-IG-SS304	✓	✓	1250	In-Ground	Hoop	1-2	10	SS
BR-WM-GB	✓	✓	700	Wall	Hanger	1	3	BLK
BR-WM-GB	✓	✓	420	Wall	Over Bonnet	1	4	BLK

All Dimensions are in mm SS - Silver Brushed Stainless Steel GAL - Hot-Dipped Galvanised Steel BLK - Powder-Coated Steel(Black)

Still Confused?

Let our team of professionals choose the right bike rack for you!

Talk to Our Experts : 1300 854 010

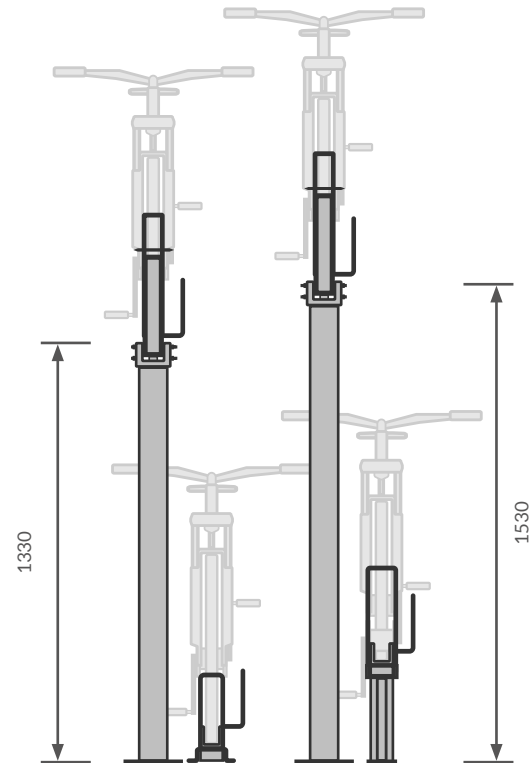
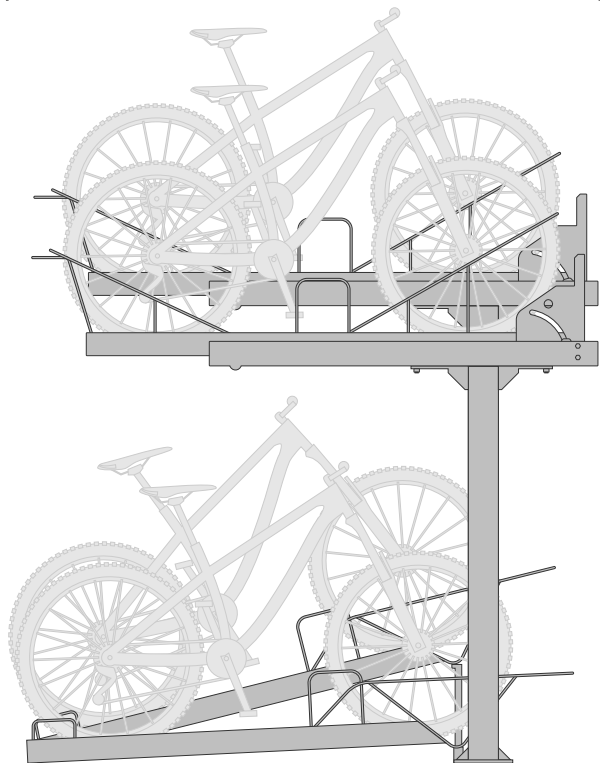
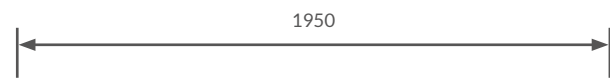
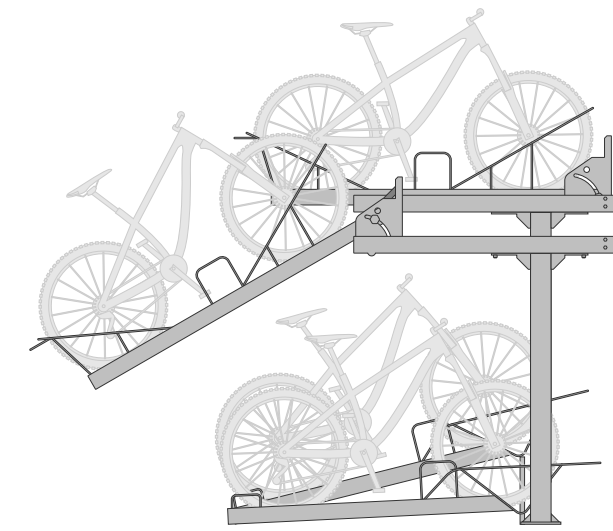
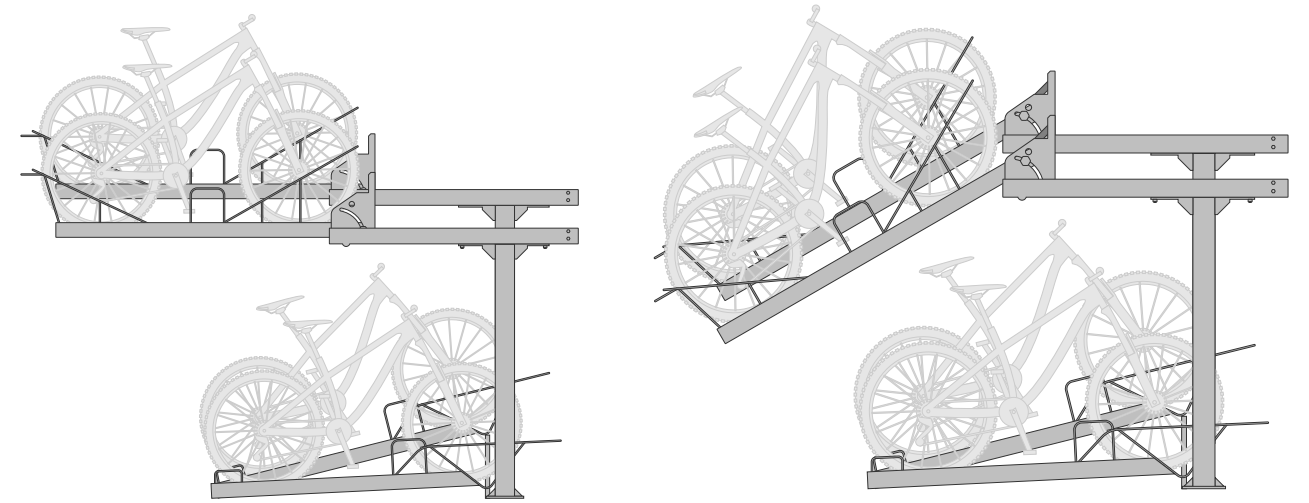




Surface-Mounted Bike Racks  
Two Tiers with a Ramp



Side View



BR-DH-1330 BR-DH-1530



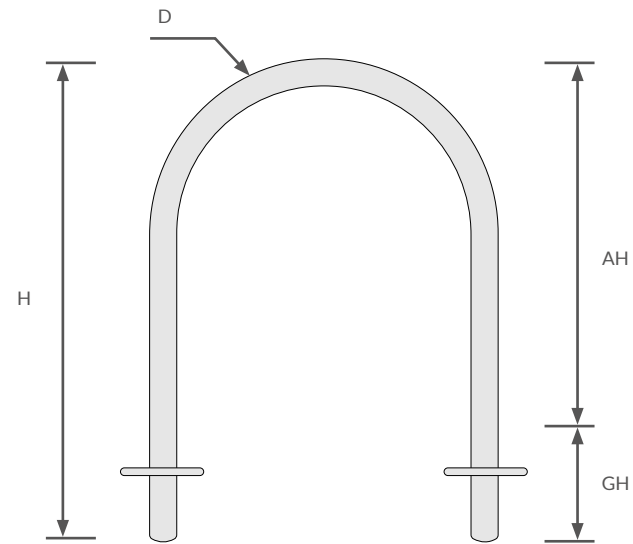
Product Code	Height (H)	Length (L)	Bike Capacity (Nos)	Finish
BR-DH-1330	1330	1950	2	GAL
BR-DH-1530	1530	1950	2	GAL

All Dimensions are in mm GAL - Hot-Dipped Galvanised Steel

BIKE RACKS

BIKE RACKS

**In-Ground Bike Racks**  
**Hoop Bike Racks**



Product Code	Bollard Diameter (D)	Height (H)	Height Above Ground(AH)	Depth In-Ground (GH)	Wall Thickness	Weight (Kgs)	Base Plate/ Anchor Rod	Finish
BR-IG-SS316-MC	40	1050	-	-	2	7	100x100x5	SS
BR-IG-SS304	50	1250	850	400	3	10	12x150	SS

All Dimensions are in mm SS - Silver Brushed Stainless Steel

**Yes! We do Installations!**


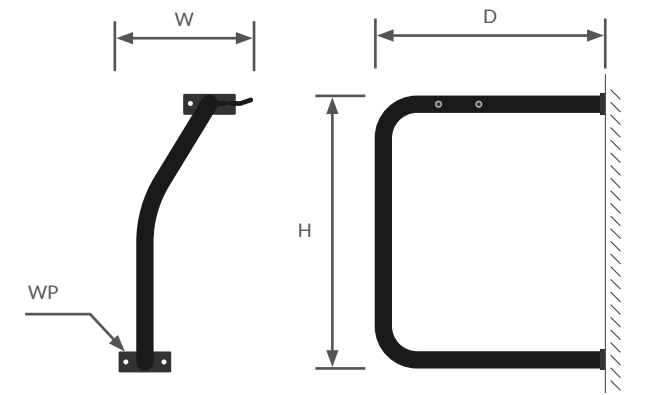
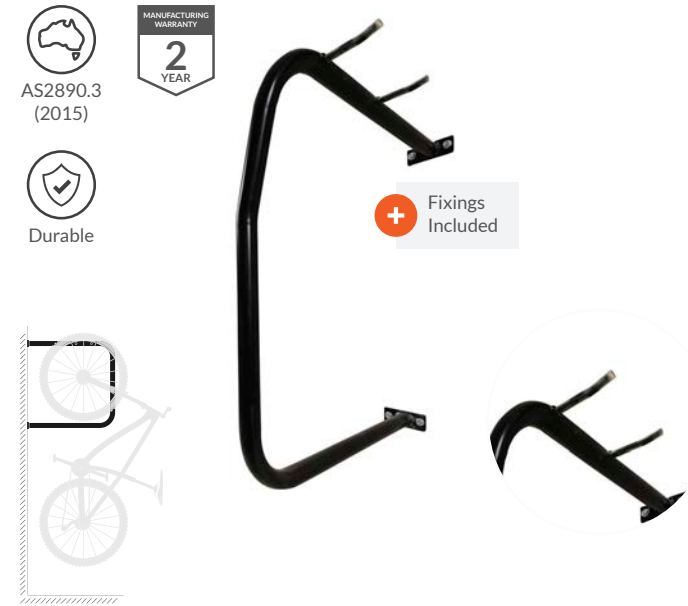
No project is too big or too small for our team

- ▶ Planning and pre-installation requirements handled by our team.
- ▶ Fast installation for your convenience.
- ▶ Night-shift installation available.



Book an Appointment: 1300 854 010 (or) sales@enforcergroup.com.au


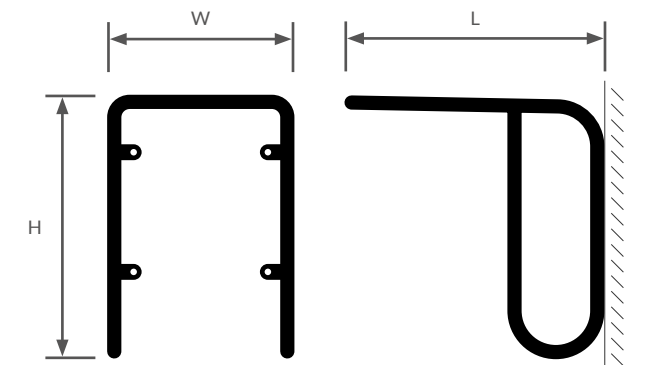
**Wall Mounted Bike Racks**  
**Hanger Bike Rack**



Product Code	Height (H)	Width (W)	Depth (D)	Weight (Kgs.)	Finish
BR-WM-GB	700	150	600	3	BLK
Wall Plate(WP)	100 x 40 x 6mm thick				
Mounting Holes	2xø10mm (each side)				

All Dimensions are in mm BLK - Powder-Coated Steel(Black)


**Wall Mounted Bike Racks**  
**Over-Bonnet Bike Rack**




Product Code	Height (H)	Width (W)	Length (L)	Weight (Kgs.)	Finish
BR-OB-WM-GB	420	350	580	4	BLK
Mounting Holes	4xø12mm				

All Dimensions are in mm BLK - Powder-Coated Steel(Black)






52



48




59



## Wheel Stops

A wheel stop, car park stopper, parking block or kerb stop all refer to a safety supply that assists drivers to park safely and maintain a safe distance from other assets. Using wheel stops in car parks limits the risk of motorists parking over designated parking space lines, encroaching onto footpaths or hitting kerbs and buildings.

Wheel stops enhance the safety of car parks by adding a layer of protection for pedestrian walkways and reducing costly vehicle damage. Installing wheel stops is straightforward and depending on the model will include either bolting the product to your concrete or asphalt surface or simply laying in place.



36



41



51



55



57

### Wheel Stop Benefits

- ▶ **Durable Design:** Constructed from high-quality materials and designed to last, Enforcer Group's wheel stops are designed to perform through heavy use and in Australian weather conditions with minimal corrosion and damage.
- ▶ **Easy Installation:** Our wheel stops are designed to be user-friendly and easy to install, requiring up to three anchors. We also offer a convenient installation service tailored to your schedule and needs.
- ▶ **Environmentally Friendly:** All our wheel stops are either 100% recyclable or made from recycled materials. We are committed to our responsibility to reduce our carbon footprint.
- ▶ **Compliant with Australian Standards:** All wheel stops supplied by Enforcer Group comply with Australian Standards, ensuring our clients that their products abide by regulations.

### Wheel Stops We Supply



"The Enforcer" Wheel Stops



"The Enforcer" - 550 Wheel Stops



Rubber Wheel Stops



Poly Wheel Stops



Parking Mats

### Wheel Stop Fixings



Dyna Bolts Sleeve Anchors



Concrete Screw Bolts



Mounting Spikes



## 2 Car park Supplies

### Summary of Contents

<b>Wheel Stops</b>		
The Enforcer Wheel Stops	[37]	
Rubber Wheel Stop	[37]	
Poly Wheel Stops	[38]	
Truck Wheel Stop	[38]	
Parking Mat Stop	[39]	
<b>Speed Humps</b>		
Rubber Speed Humps - Heavy Duty	[42]	
Cushion Speed Hump	[42]	
Poly Speed Humps - Heavy Duty	[43]	
Portable Roll-Out Speed Humps	[43]	
Steel Speed Humps	[44]	
Rumble Strips	[45]	
		One Way Spikes [45]
		Rubber Speed Cushions [46]
		<b>Safety Mirrors</b>
		Convex Mirrors [49]
		Dome Mirrors [50]
		<b>Height Clearance Bars</b> [51]
		<b>Corner Guards</b> [52]
		<b>Column Guards</b> [55]
		<b>Wheel Chocks</b> [52]
		Plastic Wheel Chocks [57]
		Rubber Wheel Chocks [58]
		<b>Storage Cabinets</b> [59]



"The Enforcer" Wheel Stops

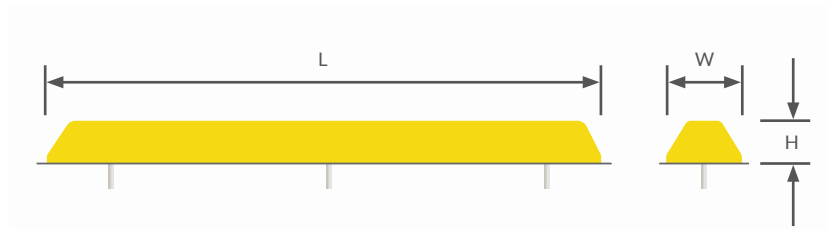


Set A	14mm x 150mm Dyna Bolts Sleeve Anchor (or) 14mm x 150mm Screw Bolt for Concrete (or) 14mm x 300mm Mounting Spikes
Set B	12mm x 130mm Dyna Bolts Sleeve Anchor, 14mm x 100mm Screw Bolt for Concrete (or) 14mm x 300mm Mounting Spikes

Product Code	Length (L)	Width (W)	Height (H)	Weight (Kgs.)	Fixings Option	Finish & Panel
WS-Enforcer	1650	150	100	14	Set A	BLK-Y
WS-DP-Enforcer	1650	150	100	14	Set A	BLK-B
WS-EV-Enforcer	1650	150	100	14	Set A	BLK-G
WS-Enforcer-2M	2000	160	100	15	Set A	BLK-Y
WS-Enforcer-550	550	150	100	3	Set B	BLK-Y

All Dimensions are in mm BLK-Y - Solid Black-Yellow Panels BLK-B - Solid Black-Blue Panels BLK-G - Solid Black-Green Panels

Poly Wheel Stops



Product Code	Colour
WS-Poly-Yellow	Yellow
WS-Poly-Grey	Grey
WS-Poly-Black	Black
WS-Poly-Blue	Blue


Length (L)	Width (W)	Height (H)	Weight (Kgs.)	Fixings Option
1650	150	100	4.5	Set A

Set A	16mm x 150mm Dyna Bolts Sleeve Anchor (or) 14mm x 150mm Screw Bolt for Concrete (or) 14mm x 300mm Enforcer Mounting Spikes
-------	--

All Dimensions are in mm

Rubber Wheel Stop

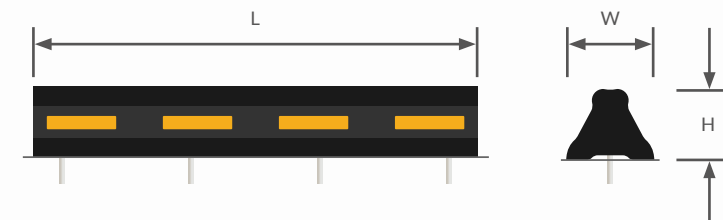


Set A	14mm x 150mm Dyna Bolts Sleeve Anchor (or) 14mm x 150mm Screw Bolt for Concrete (or) 14mm x 300mm Mounting Spikes
-------	---

Product Code	Length (L)	Width (W)	Height (H)	Weight (Kgs.)	Fixings Option	Finish & Panel
WS-Rubber	1650	150	100	14	Set A	BLK-Y

All Dimensions are in mm BLK-Y - Black Rubber-Yellow Panels

Truck Wheel Stop



Set A	16mm x 150mm Dyna Bolts Sleeve Anchor (or) 14mm x 150mm Screw Bolt for Concrete (or) 14mm x 300mm Mounting Spikes
-------	---

Product Code	Length (L)	Width (W)	Height (H)	Weight (Kgs.)	Fixings Option	Finish & Panel
WS-Truck	1250	150	150	18	Set A	BLK-Y

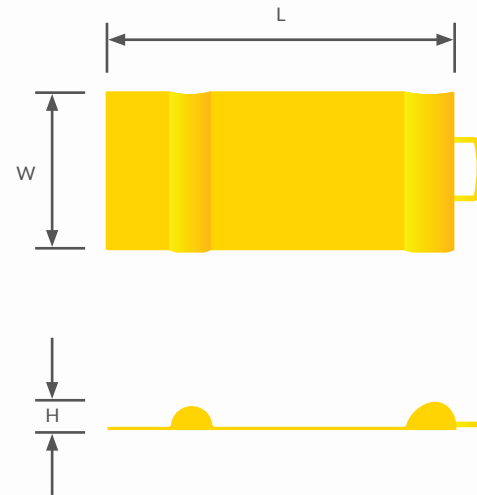
All Dimensions are in mm BLK-Y - Solid Black-Yellow Panels

WHEEL STOPS

WHEEL STOPS



Parking Mat Stop

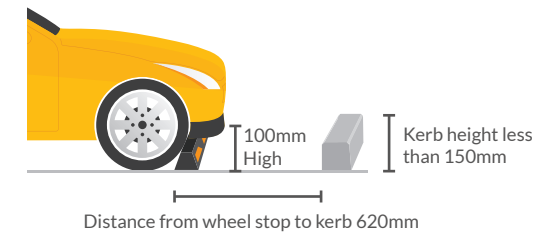


Product Code	Length (L)	Width (W)	Height (H)	Weight (Kgs.)	Finish
WS-PMS-Y	640	305	40	1.4	Yellow

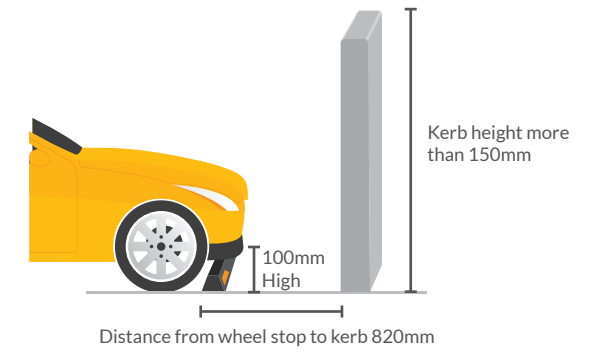
All Dimensions are in mm

WHEEL STOPS

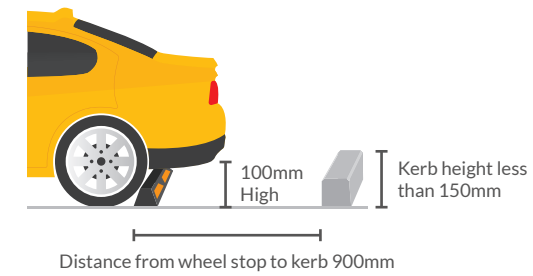
Wheel Stop Installation Guide



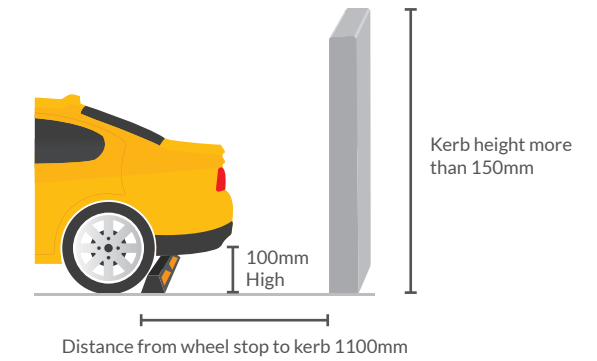
Front into a low kerb



Front into a high kerb or wall



Rear into a low kerb



Rear into a high kerb or wall

Australian Standard for Wheel Stop and Installations

- ▶ The Australian Standard AS2890.1:2004 outlines the design, use, and placement of wheel stops.
- ▶ **Design:**
  - It should be between 90mm and 100mm in height.
  - It should be 1650 +/- 50mm in width.
- ▶ **Use:**
  - To control kerb overhang, which may cause inconvenience or hazards for pedestrians.
  - Reducing contact with a high kerb or an end barrier, such as a wall or pole.
  - Reducing the encroachment of vehicles into an opposing parking space.

These standards also require all users to avoid situations where wheel stops hinder the path of pedestrians moving to and from the vehicles or crossing a car parking space for any reason. This is done to reduce pedestrian hazards caused by traffic control products.

Wheel Stop Placement

The best placement for wheel stops depends on two factors: the height of the kerb and whether the vehicle will be parked front in or rear in.

- ▶ **For Front-in Parking:** If the kerb height is less than 150mm high, then the distance between the stop and the front of the parking space will be 620mm for 100mm high wheel stops. On the other hand, if the kerb height is higher than 150mm or if it is a wall, then the distance between the stop and the front of the parking space will be 820mm for 100mm high stops.
- ▶ **For Rear-in Parking:** If the kerb height is less than 150mm high then the distance will be 900mm for 100mm high stops. If the kerb height is more than 150mm, then the distance between the kerb or wall and the stop will be 1100mm for 100mm high stops.

Parking Direction	Wheel stop distance	
	Parking to kerb <150mm high	Parking to kerb >150mm high
Front-In	620	820
Rear-In	900	1100

All Dimensions are in mm

WHEEL STOPS



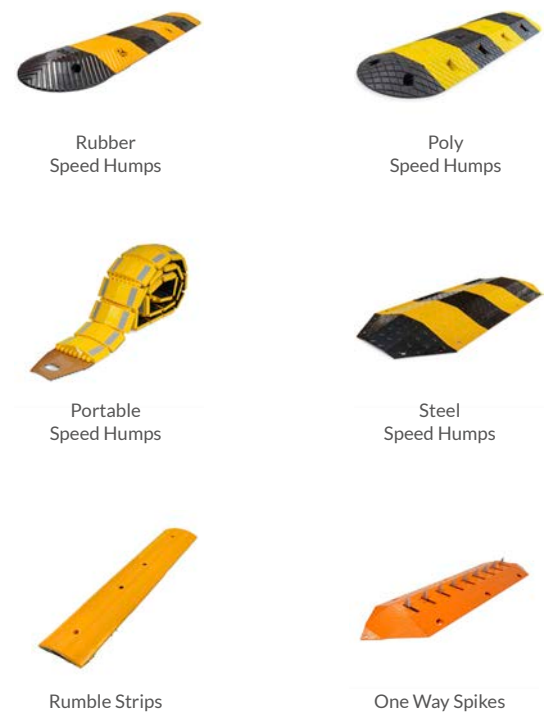
## Speed Humps

Enforcer Group supplies a range of speed humps that are effective in controlling traffic and easy to install in concrete or asphalt surfaces. Speed humps are used to slow down vehicle traffic and are especially useful in areas where there is a high volume of pedestrian traffic sharing the area. They can be used to control traffic around facilities, parks and recreation areas, schools and shopping centres.

### Speed Hump Benefits

- ▶ **Durable:** Our speed humps are designed to resist weathering and can perform in Australian conditions without cracking or warping.
- ▶ **Modular Design:** Our speed humps can be lined up to suit your length requirements. We also stock end caps to ensure the speed hump transitions safely to the road.
- ▶ **Environmentally Friendly:** We supply a range of environmentally friendly speed humps made from recycled rubber or fully recyclable materials.
- ▶ **Prismatic Reflectors:** The built-in prismatic reflectors increase the visibility of the speed humps especially at night or in lowlight conditions. The reflectors ensure more motorists are aware of the speed humps and can adjust their driving to ensure safety in the area.
- ▶ **Low Noise:** The design and materials of Enforcer Group speed humps ensures they produce a low level of noise when driven across. This makes them an appropriate option around residential areas, hospitals and schools where loud traffic noise need to be avoided.
- ▶ **Lightweight:** Our speed humps are lightweight and easy for one person to install and remove when not needed.

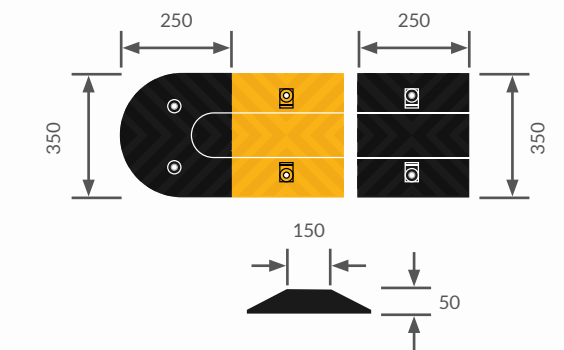
### Speed Humps We Supply



### Speed Hump Fixings



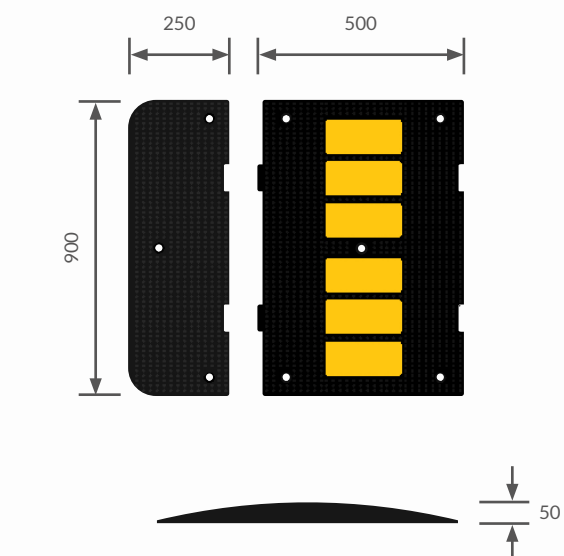
### Rubber Speed Humps - Heavy Duty



Product Code	Description
SH-Rubber-1Mtr	1 Mtr Carton, 2x Black, 2x Yellow [50mm Height, 150mm Flat Top] (14kg per metre)
SH-Rubber-Yellow	250x350mm Yellow Hump Section
SH-Rubber-Black	250x350mm Black Hump Section
SH-Rubber-Y-End	250x350mm Yellow End Cap
SH-Rubber-B-End	250x350mm Black End Cap
Fixings	100mm Coach Screw, with Nylon plug and Washer (or) 12mm x 75mm Concrete Screw Bolt



### Cushion Speed Hump

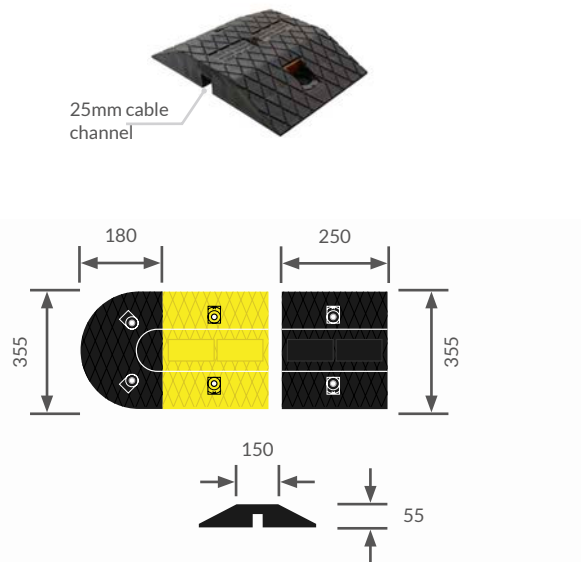


Product Code	Description
SH-Cushion-C	900x500mm, 50mm Height Centre Section (19kg)
SH-Cushion-F-End	900x250mm Female End Cap (7.5kg)
SH-Cushion-M-End	900x250mm Male End Cap (7.5kg)
Fixings	100mm Coach Screw, with Nylon plug and Washer (or) 12mm x 75mm Concrete Screw Bolt



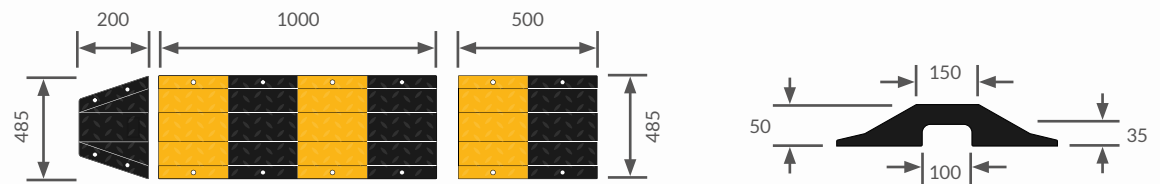

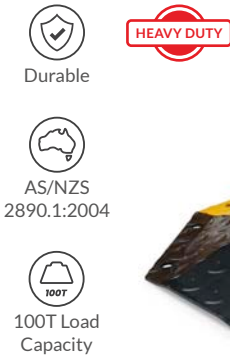


Poly Speed Humps - Heavy Duty



Product Code	Description
SH-Poly-1Mtr	1 Mtr Carton, 2x Black, 2x Yellow [150mm Flat Top] (7kg per metre)
SH-Poly-Y-Section	250x355mm Yellow Hump Section
SH-Poly-B-Section	250x355mm Black Hump Section
SH-Poly-Y-End	180x355mm Yellow End Cap
SH-Poly-B-End	180x355mm Black End Cap
Fixings	100mm Coach Screw, with Nylon plug and Washer (or) 10mm x 65mm Concrete Screw Bolt

Steel Speed Humps - Heavy Duty

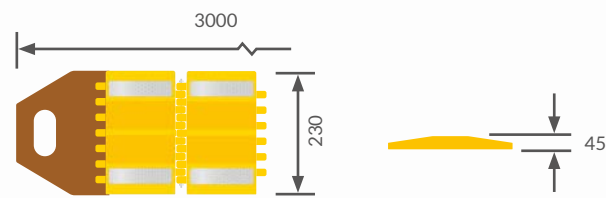


Note: Not suitable for uneven or curved surfaces.

Product Code	Description
SH-Steel-1Mtr	1000x485mm Section, [150mm Flat Top] (30kg per metre)
SH-Steel-500	500x485mm Section, [150mm Flat Top]
SH-Steel-Pair-End	200x485mm Pair End Caps (1 Yellow and 1 Black)
Fixings	100mm Coach Screw, with Nylon plug and Washer



Portable Roll-Out Speed Humps



**Free**  
Speed Hump Bag

Product Code	Length	Width	Height	Weight (Kgs.)
SH-PRO	3000	230	45	13

All Dimensions are in mm

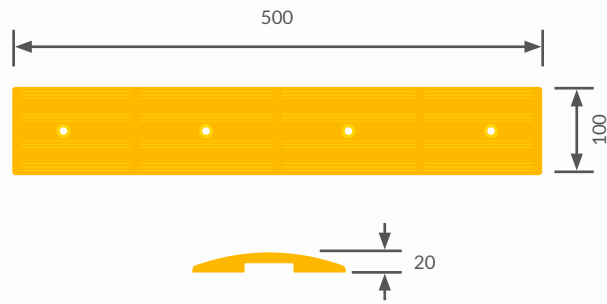
Rumble Strips



Fixings Included




SH-Rumble



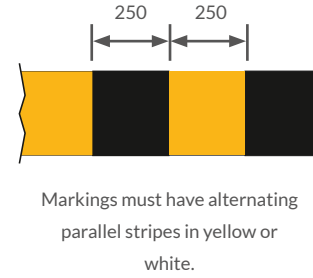
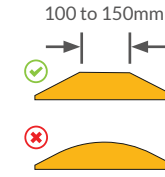
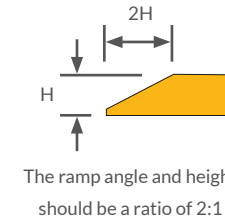
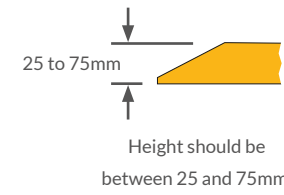
Product Code	Length	Width	Height	Weight (Kgs.)
SH-Rumble	500	100	20	1
Colours	Black and Yellow			

All Dimensions are in mm

Fixings 6mm x 35mm Screw, with Nylon Anchor (or) 6mm x 125mm Zinc Nail



Design, Use, and Placement of Speed Humps



- They are appropriate for smaller or confined spaces like off-street parking, multi-storey car parks and other such areas where the speed of the vehicles is typically less than 30km/h or less.
- They should be at least 10 meters apart along any aisle or roadway.
- The maximum spacing is 50 meters when the speed must be continuously controlled along a roadway.
- You must not place them at intersections or curved roadways.
- They should not obstruct pedestrian or wheelchair traffic on an accessible travel path intended for people with disabilities.

One Way Spikes



Metal Spikes

Fixings Included

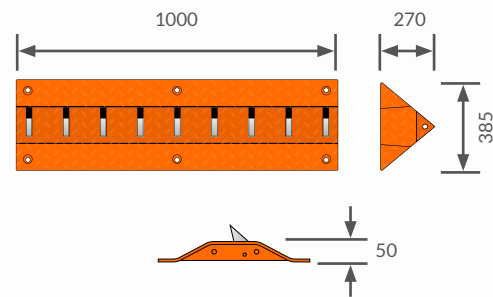


1-WS



Middle Section

End Cap



Spike Closed Position

Product Code	Description
1WS-1Mtr	1000mm x 385mm Section, 50mm Height (26kg)
1WS-Ends	270x385mm End Cap Pair(4.2kg)
Fixings	100mm Coach Screw, with Nylon plug and Washer (or) 12mm x 75mm Dyna Bolts Sleeve Anchor (or) 12mm x 75mm Concrete Screw Bolt

Note: This product is recommended for use on flat surfaces and will only work when cars drive over it in a straight line. Driving over from an angle can cause the spikes to get stuck.



SPEED HUMPS

SPEED HUMPS

<p><b>Speed Hump Signs</b> 600x600mm, 1.6mm aluminium backing</p>	<p><b>Road Spike Signs</b> 450x600mm</p>
SP-Hump-Sign	Road-Spike-Sign



### Speed Hump Options

Enforcer Group supplies an extensive range of speed humps to suit different environments and traffic needs. Our speed humps are highly visible, durable and cost-effective solution to slow down vehicle traffic.

Here is a comparison of our range of quality speed humps.

Product Code	SH-Rubber	SH-Cushion-C	SH-Poly	SH-PRO	SH-Steel-1Mtr	SH-Rumble
Complie with AS/NZS 2890.1:2004	✓	×	✓	×	✓	×
100% Recyclable	✓	✓	✓	✓	✓	✓
Material	Rubber	Rubber	LLDPE	Plastic	Steel	Rubber
Outdoor/Indoor usage	✓	×	✓	✓	✓	✓
Suitable for Heavy Vehicle	×	×	✓	×	✓	✓
Suitable for Light Traffic	✓	✓	✓	✓	✓	✓
Suitable for B-Double Trucks	×	×	×	×	✓	×
Section Width (Direction of Travel)	350	900	355	230	485	100
Height	50	50	55	45	50	20
Cable Channel	×	×	✓	×	✓	×
No. of Sections per Metre	4	2	4	-	1	2
Fixings per Section	2	5	2	-	8	4
Free Fixings(Bolts/Spike)	✓	✓	✓	-	✓	×
Interlocking	×	✓	×	-	×	×
Weight per Metre	14kg	19kg	7kg	13kg	30kg	2

All Dimensions are in mm



### Safety Mirrors

Enforcer Group's versatile safety mirrors are designed to improve visibility and enhance security and surveillance around various sites and environments. Our range includes convex mirrors and dome mirrors available in full dome, half dome and quarter dome configurations. They are constructed from robust and durable materials and can be used indoors or outdoors in any weather.

**Convex Mirrors:** Constructed from durable polycarbonate with aluminium edging, our convex mirrors reduce blind spots and can be used in a range of settings including retail stores, car parks, loading bays and warehouses. They can deter theft in shops and help motorists to navigate blind spots.

**Dome Mirrors:** Dome mirrors provide a complete 360-degree view and are effective in preventing accidents and promoting security. They come in full dome, half dome or quarter dome varieties and are made from scratch resistant acrylic with strong rubber edging.

#### Safety Mirror Benefits

- ▶ **Durable Design:** Crafted from polycarbonate or scratch resistant acrylic, our mirrors are built to withstand harsh weather conditions. They high-quality materials ensures they will be a long-lasting addition to increase the security in your facility.
- ▶ **Adjustable:** Our safety mirrors include mounting kits ensuring you have all you require to install your mirror where needed. They can be installed at a variety of angles to your location and requirements.
- ▶ **Eliminate Blind Spots:** Safety mirrors are used to reduce and eliminate blind spots and increase safety and security.
- ▶ **Versatile Applications:** Safety mirrors can be used in various sites and locations including car parks, retail stores, warehouses and factories, loading zones, laneways and even in residential driveways to enhance safety and vision.

#### Safety Mirrors We Supply




Convex Mirrors



Full Dome Mirror



Half Dome Mirror



Quarter Dome Mirror

Convex Mirrors



CM-800



CM-600-B



Free


Mounting Kit

For wall mounting and pole mounting.



Product Code	Diameter	Visibility Distance (Metre)	Weight (Kgs.)	Colour
CM-450	450	upto 10m	2	Orange
CM-600	600	upto 15m	4	Orange
CM-800	800	upto 20m	7	Orange
CM-1000	1000	upto 20m	8	Orange
CM-450-B	450	upto 10m	2	Black
CM-600-B	600	upto 15m	4	Black
CM-800-B	800	upto 20m	7	Black

All Dimensions are in mm



Post/Poles for Signs and Mirrors



Need Post/Poles? Page 113

Dome Mirrors

NEW




CM-FD-600

NEW



CM-HD-600

NEW



CM-QD-600

+ Fixings Included

Product Code	Description
CM-FD-600	360° fully reflective mirror, Acrylic Full Dome Mirror, 600mm
CM-HD-600	180° fully reflective mirror, Acrylic Half Dome Mirror, 600mm
CM-QD-600	Fully reflective mirror, Acrylic Quarter Dome Mirror, 600mm



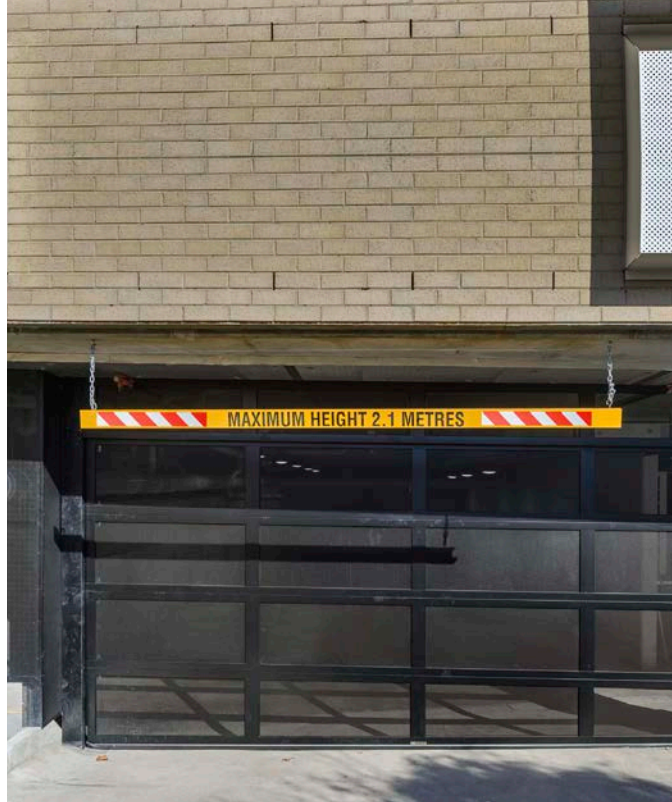
Steel Expandable Safety Barriers



Need Expandable Barriers?

Page 72



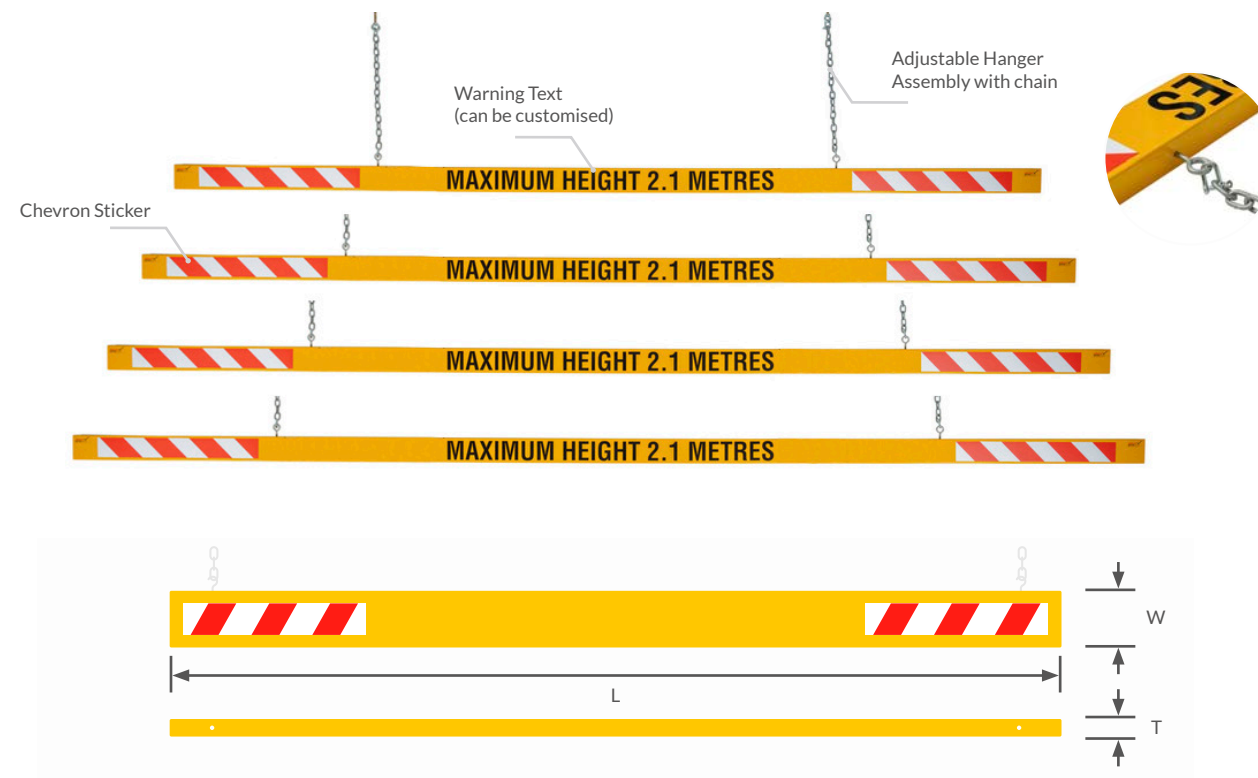


## Height Clearance Bars

Height clearance bars are warning signs for vehicles hung at a set height to ensure drivers do not enter areas with a high risk of height collisions. This includes all kinds of low-hanging obstacles, particularly in car parks, which have low ceilings and pipework that hangs low in certain areas.

In Australia, this is extremely necessary due to the popularity of large vehicles such as 4WDs. These bars are made of durable materials such as metal or high-density plastic and are designed to withstand impact from vehicles. Height clearance bars are commonly found in parking garages, drive-through lanes, car washes, and other areas where there is limited space above. Bars are installed at a predetermined height to prevent vehicles that

exceed the clearance from entering and colliding. The bars may be suspended from chains, mounted on poles or beams, or affixed to a permanent structure. Prevent damage to both vehicles and structures, and control access to restricted areas. Proper installation and maintenance of height clearance bars can help to ensure the safety of drivers, passengers, and pedestrians on your premises.



Product Code	Length (L)	Width (W)	Thickness (T)	Weight (Kgs)
HB-2	2000	100	50	10
HB-3	3000	100	50	12
HB-4	4000	100	50	18
HB-5	5000	100	50	20
HB-6	6000	100	50	24

All Dimensions are in mm

### Need Customisation?

The Height Clearance Bar's text and height can be customised.

Give us a Call : 1300 854 010



## Corner Guards

Corner guards are made from durable materials such as stainless steel, rubber, or foam. These material options are designed to absorb and distribute the force of impact, protecting the corner, adjacent surfaces, and vehicles and equipment from damage. This helps ensure both traffic safety and the longevity of your premises. Corner guards are mainly used for wall protection.

They prevent expensive and time-consuming damage repairs, which can and will occur in high-traffic areas. They protect and minimise all kinds of scratches, dents, and cracks in walls, corners, and other surfaces. As an example, this feature is particularly important in healthcare settings, where damaged walls can not only be difficult to clean but may also contain bacteria or other contaminants.

### Corner Guard Benefits

- ▶ **Protection:** All corner guards are designed to protect walls, corners, and edges from damage caused by accidental impacts or collisions.
- ▶ **Variety:** They come in various sizes, shapes, materials, and colours to accommodate different corner types and interior aesthetics.
- ▶ **Easy Installation:** Most corner guards are designed for straightforward installation, often with options for screws, bolts, adhesive backing, or other simple attachment methods.
- ▶ **Durability:** Corner guards are constructed from materials that can withstand impacts and collisions without deforming or losing their protective properties.
- ▶ **Cost-Effective:** Corner guards provide cost-effective solutions to prevent the need for costly repairs and replacements due to wall and corner damage.
- ▶ **Maintenance:** They are generally low-maintenance and easy to clean, requiring minimal upkeep.

### Corner Guards We Supply



Steel Corner Guards



Rubber Corner Guards



Foam Corner Guards



Foam Edge Guards

Rubber Corner Guards



CG-R



Steel Corner Guards



CG-40-SS304

CG-80-G



Impact Protection  
Corner Guard




CG-F-Corner



Impact Protection  
Curved Guard



CG-F-Curved



Impact Protection  
Edge Guard



CG-F-Edge



Product Code	Length	Width/ Diameter	Thickness	Material	Weight (Kgs)
CG-F-Corner	1000	60x60	-	PU-Foam	2
CG-F-Curved	900	40x30	20	PU-Foam	2
CG-F-Edge	1000	ø40x8	-	PU-Foam	2

All Dimensions are in mm

PU Foam - Soft Closed Cell Polyurethane Foam

Impact Protection  
EVA Foam - Corner Guards



CG-F-EVA-WY



CG-F-EVA-BY




Product Code	Length	Width	Thickness	Material	Weight (Kgs)
CG-R	800	90x90	10	Rubber	2
CG-40-SS304	1000	40x40	1.6	SS	2
CG-80-G	1000	80x80	3	Gal Steel	2
CG-F-EVA-BY	800	90x90	10	EVA-Foam	2
CG-F-EVA-WY	800	90x90	10	EVA-Foam	2

All Dimensions are in mm


EVA Foam - Ethylene Vinyl Acetate (EVA) Foam

Kerb Ramps and  
Door Ramps



Need Ramps?  
Page 83





## Column Guards

Column guards provide instant protection to prevent damage to columns or pillars caused by impact and other wear. Not all columns require guards; however, if your premises have high traffic, there's a high chance of damage from accidental impact.

Premises that commonly use column guards include parking garages, warehouses, and other commercial or industrial locations. To maximise protection, column guards are typically made from durable materials such as steel, aluminium, or heavy-duty plastic, designed to absorb and distribute the force of impact. They are available in a variety of sizes and shapes, with installation done using anchors or other fasteners. By investing in protection for your columns, you can prevent time-consuming and potentially

expensive repairs. Besides, it doesn't look great when your premises are scratched, dented, or otherwise damaged. They are also critical for providing safety, with many column guards marking the location of the column using bright colours.

### Plastic Column Guards



CPC-61-250

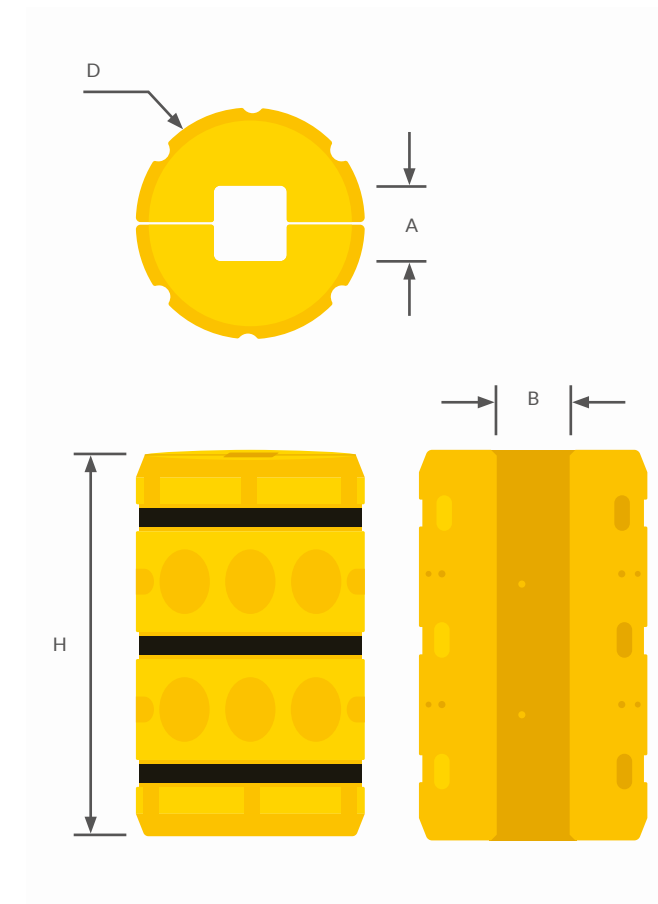
### Column Guards Benefits

- ▶ **Lightweight and Easy Installation:** Plastic Column Guards are easy to handle and install.
- ▶ **Weather-Resistant:** These guards can withstand various weather conditions, making them suitable for both indoor and outdoor use.
- ▶ **Cost-Effective Long-Term Protection:** Plastic guards provide a cost-effective solution for protecting columns over an extended period with minimal maintenance requirements.
- ▶ **Low Maintenance:** Plastic column guards are less maintenance-intensive, saving time and costs.
- ▶ **Versatile Protection:** Suitable for safeguarding columns in a range of settings, including parking garages and hallways.

### Column Guards We Supply



Plastic Column Guards



CPC-35-100

Product Code	Diameter (D)	Inner Size (AxB)	Height (H)	Weight (Kgs)
CPC-35-100	350	100x100	900	14
CPC-61-250	610	250x250	900	6.7

All Dimensions are in mm





## Wheel Chocks

Wheel chocks are used to secure vehicles of all sizes by wedging under wheels to prevent rolling. They can be used to secure cars, trucks and even caravans of all sizes.

Enforcer Group's tough wheel chocks are designed for heavy use in Australian weather conditions. They are a cost-effective solution to securing vehicles and should be replaced if damaged or worn out. Some workplace safety standards will require wheel chocks to secure unattended trucks and other equipment.

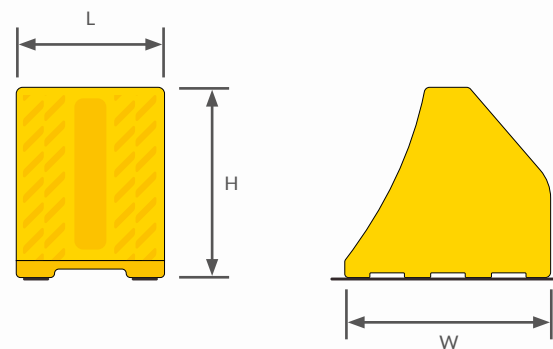
### Plastic Wheel Chocks



Car Wheel Chock  
WCP-Y



Truck Wheel Chock  
WCP-YL



Product Code	Length(L)	Width(W)	Height(H)	Weight (Kgs)
WCP-Y	170	290	210	1.6
WCP-YL	230	370	250	3.8

All Dimensions are in mm




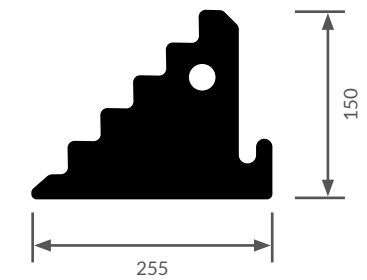

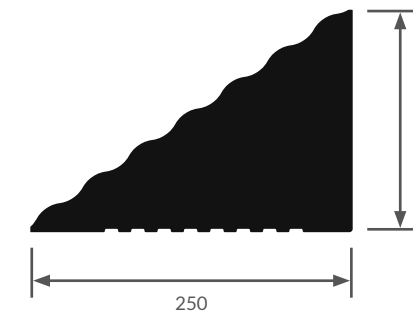
### Rubber Wheel Chocks



WCR-B




WCR-BL



Product Code	Length	Width	Height	Weight (Kgs)
WCR-B	250	150	190	2.5
WCR-BL	295	255	150	4.5

All Dimensions are in mm



WHEEL CHOCKS

**Cable and Hose Protectors**



**Need Cable Protectors?** Page 77





## Storage Cabinets

Enforcer Group's car park storage cabinets come in two models to suit your needs: The Car Park High Storage Cabinet and Car Park Over Bonnet Cabinet. They come in a white colourway.

- ▶ **Spacious Storage:** Our cabinets provide generous storage space to ensure your belongings can be neatly organised and easily accessed when needed.
- ▶ **Durable Design:** Crafted from robust and high-quality materials, our cabinets are designed to withstand and perform through daily use.
- ▶ **Security:** The cabinet comes with keys so you can be assured that your valuable belongings are safely locked away.
- ▶ **Matte Finish:** The powder coated white finish adds a modern and sleek look to your cabinet and blends with a range of interiors.

### Carpark High Storage Cabinet



SC-H-W



Product Code	Height	Width	Depth	Weight (Kgs)
SC-H-W	2000	1200	1000	85

All Dimensions are in mm



### Carpark Over Bonnet Cabinet



SC-OB-W




Product Code	Storage Box (LxWxH)	Minimum Height	Extended Height	Weight (Kgs)
SC-OB-W	2500x1000x1000	2000	2500	85

All Dimensions are in mm








62



68



## Retractable Belt and Rope Barriers

Retractable belt and rope barriers are designed to organise crowds and lines and keep busy spaces organised, efficient and safe for all. These versatile crowd control barriers can help to maintain order in various environments.

Explore our extensive range of retractable belt and rope barriers tailored to meet your needs. They can be used in shopping centres, airports, cinemas, and busy public spaces to organise lines and control entrances and exits.



74



75

### Retractable Belt and Rope Barrier Benefits

- ▶ **Range of Materials and Finishes:** Enforcer Group supplies a wide range of belt and rope barriers in a range of materials and colours including plastic, stainless steel and powder coated varieties enabling you to choose a product to suit your environment and specific requirements.
- ▶ **Durable Design:** Constructed from robust materials and designed to last through heavy use.
- ▶ **Easy Installation:** Designed to be easy to deploy and adjust to suit your changing needs.
- ▶ **Versatile Applications:** Ideal for use in retail stores, warehouses, airports, banks, event venues and other areas where crowd management is required. These barriers direct foot traffic and enhance security in busy areas.

### Belt and Rope Barriers We Supply



Retractable Belt Barriers - Steel



Retractable Belt Barriers - Plastic



Rope Barriers - Steel



Wall Mount Belt Barriers - Plastic



Wall Mount Belt Barriers - Steel



Cone Top Retractable Belt Barriers



Barrier Frames

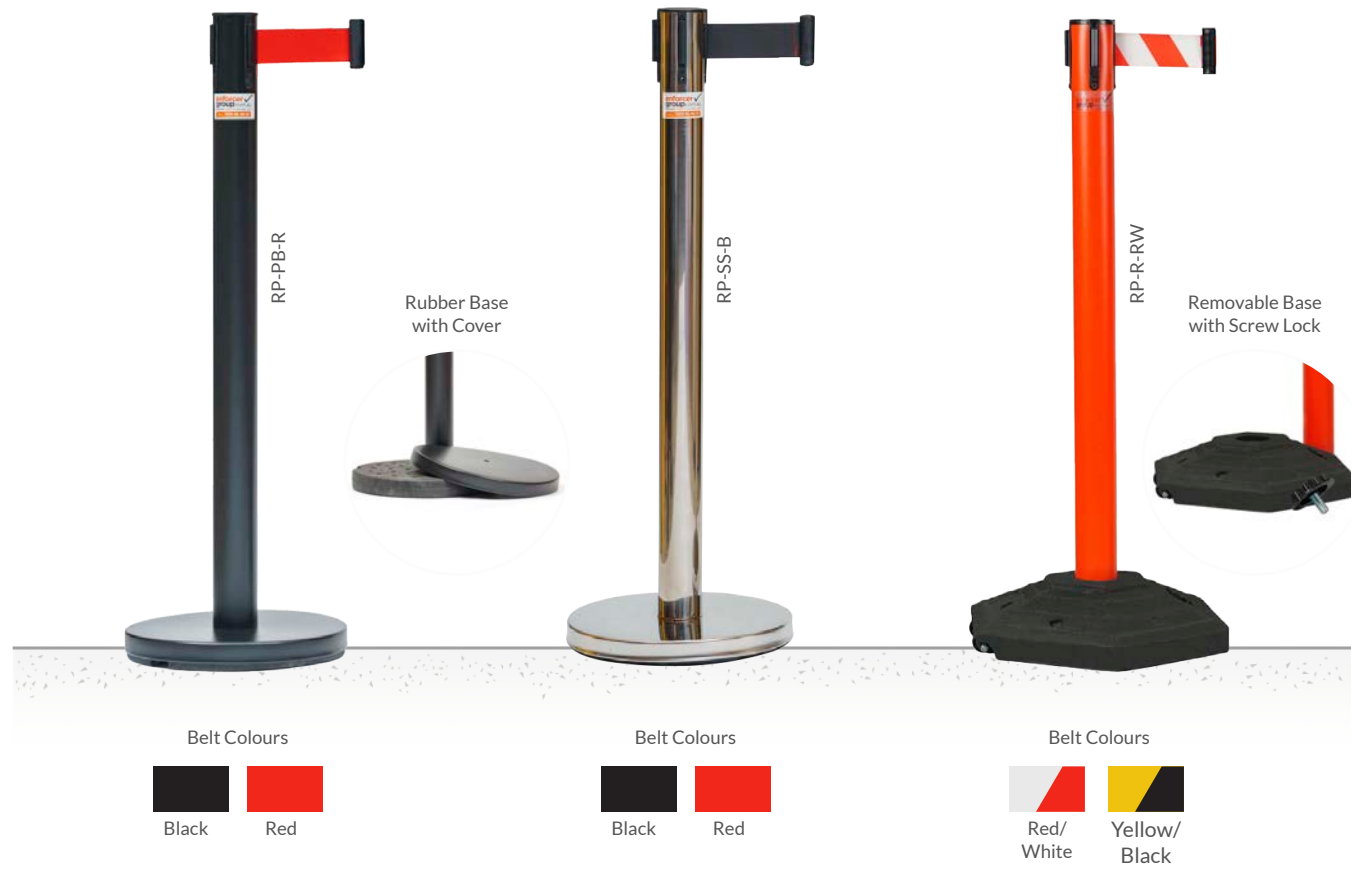
## 3 Crowd Control and Safety Barrier

### Summary of Contents

<b>Retractable Belt Barriers</b>	[63]	<b>Crowd Control Barriers</b>	
<b>Rope Barriers - Steel</b>	[64]	Plastic Crowd Control Barriers	[73]
<b>Wall Mount Belt Barriers</b>	[65]	Steel Crowd Control Barriers	[73]
<b>Cone Top Belt Barriers</b>	[66]	<b>Water Filled Barriers</b>	[75]
<b>Belt Barrier Frames</b>	[67]		
<b>Expandable Safety Barriers</b>			
Plastic Expandable Safety Barriers	[69]		
Steel Expandable Safety Barriers	[72]		



Retractable Belt Barriers



Product Code	Diameter	Height	Base Plate Diameter	Belt Length	Belt Material	Belt Colour	Weight (Kgs)	Finish
RB-PB-B	63	900	320	2000	Nylon	Black	6	BLK
RB-PB-R	63	900	320	2000	Nylon	Red	6	BLK
RB-SS-B	63	900	320	2000	Nylon	Black	5.5	SS
RB-SS-R	63	900	320	2000	Nylon	Red	5.5	SS
RB-R-RW	65	900	360	3000	-	Red/White	7	Plastic-Red
RB-Y-BY	65	900	360	3000	-	Yellow/Black	7	Plastic-Yellow

All Dimensions are in mm SS - Silver Brushed Stainless Steel BLK - Powder-Coated Steel(Black)

Rope Barriers - Steel



Velvet Rope



Note: Rope is not included and can be purchased separately.

Product Code	Diameter	Height	Base Plate Diameter	Weight (Kgs)	Finish
RP-SS	63	900	320	6	SS
RP-PB	63	900	320	6	BLK
RP-SG	63	900	320	6	Gold
RP-Rope-Velvet-R	Velvet Barrier Rope- Red - 1500mm Length				
RP-Rope-Velvet-B	Velvet Barrier Rope- Black - 1500mm Length				

All Dimensions are in mm SS - Silver Brushed Stainless Steel BLK - Powder-Coated Steel(Black)

**Belt Barrier Frames**



**Need Frames? Page 67**

Wall Mount Retractable Belt Barriers

Stainless Steel



+ Fixings Included

WMB-SS-R



Recycled Plastic



+ Fixings Included

WMB-RW



Recycled Plastic - Magnetic Wall Mount



MWMB-BL



RETRACTABLE BELT AND ROPE BARRIERS

Product Code	Length	Height	Width	Strap Length	Belt Colour	Weight (Kgs)	Finish
WMB-SS-R	-	125	115	5000	Red	0.5	SS
WMB-BL	120	170	110	9000	Yellow/Black	1	Yellow
WMB-RW	120	170	110	9000	Red/White	1	Red
MWMB-BL	120	170	110	9000	Yellow/Black	1	Yellow
MWMB-RW	120	170	110	9000	Red/White	1	Red

All Dimensions are in mm SS - Silver Brushed Stainless Steel

Cone Top Retractable Belt Barriers



Wall Bracket (CTB-WB)

Fabric Stripe Tape

Wall Clip Receiver (WMB-SL)

CTB-RW



Wall Bracket CTB-WB



Wall Clip Receiver WMB-SL



CTB-BY



Note: WMB-SL is only suitable for SKUs CTB-RW and CTB-BY.

Note: Traffic Cones are not included and can be purchased separately.

Product Code	Diameter	Height	Base Diameter	Strap Length	Belt Colour	Weight (Kgs)
CTB-BY	150	290	85	9000	Yellow/Black	1
CTB-RW	150	290	85	9000	Red/White	1
CTB-WB	Wall Bracket for Cone Top Retractable Barrier, 160mm Length, 100mm Width, 120mm Height					
WMB-SL	Wall Clip Receiver for Retractable Barrier, 120mm Length, 55mm Width, 35mm Depth					

All Dimensions are in mm

**Traffic Cones**

**Need Cones? Page 105**

RETRACTABLE BELT AND ROPE BARRIERS



Belt Barrier Frame




A3-Frame



A4-Frame




RB-P-A4Frame



RETRACTABLE BELT AND ROPE BARRIERS

Product Code	Description
RB-PB-A3Frame	Powder-Coated black A3 sign frame portrait
RB-PB-A4Frame	Powder-Coated black A2 sign frame portrait
RB-SS-A3Frame	Stainless Steel A3 sign frame portrait
RB-SS-A4Frame	Stainless Steel A4 sign frame portrait
RB-P-A4Frame	Plastic A4 sign frame portrait



Expandable Safety Barrier

Expandable safety barriers are lightweight and versatile safety barriers used to block entry and restrict access around unsafe zones like roadworks, spills and hazards. Expandable barriers can be used to control traffic flow in high traffic areas and can be expanded to suit a variety of lengths.

Enforcer Group provides a wide range of high-quality expandable barriers to suit different uses.

Expandable Safety Barrier Benefits

- ▶ **Create Temporary Zones:** Expandable safety barriers can be used to define areas to restrict access to improve safety around potential hazards.
- ▶ **Manage Traffic:** Prevent congestion and manage traffic flow in car parks, around roadworks and busy public events.
- ▶ **Enhance Pedestrian Safety:** Create safe boundaries for pedestrian walkways in busy areas like construction sites and events.
- ▶ **Easy Installation:** These barriers are lightweight enough to be deployed quickly. They are designed to be installed without the need for tools and can be easily connected to suit longer length requirements.

Barriers We Supply



Plastic Barriers with Wheel



Plastic Barriers

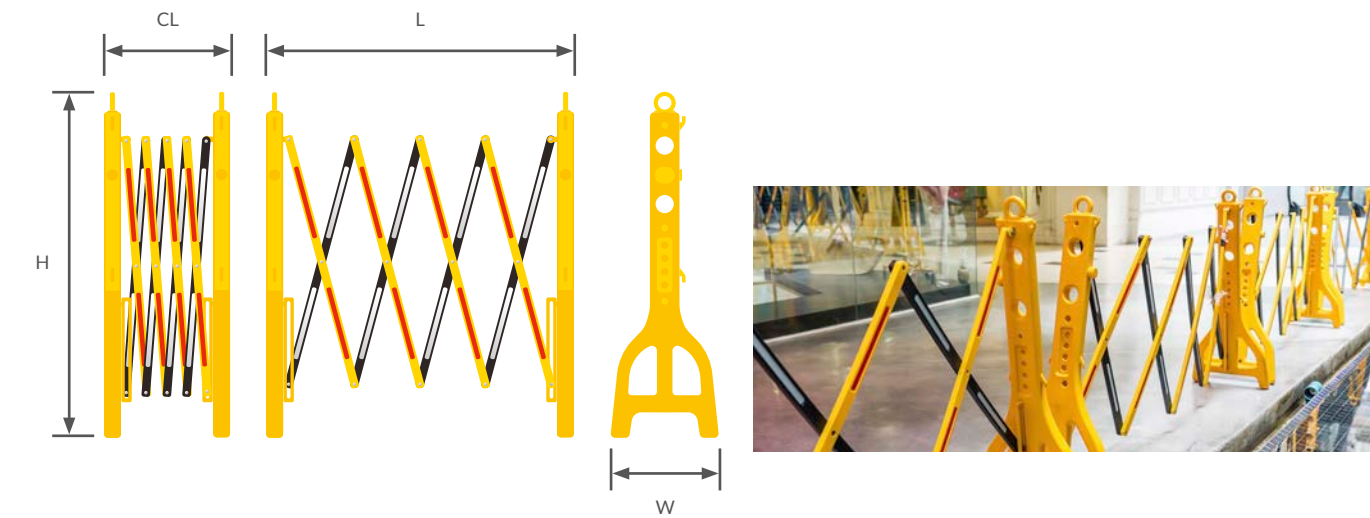



Plastic Barriers



Steel Barriers

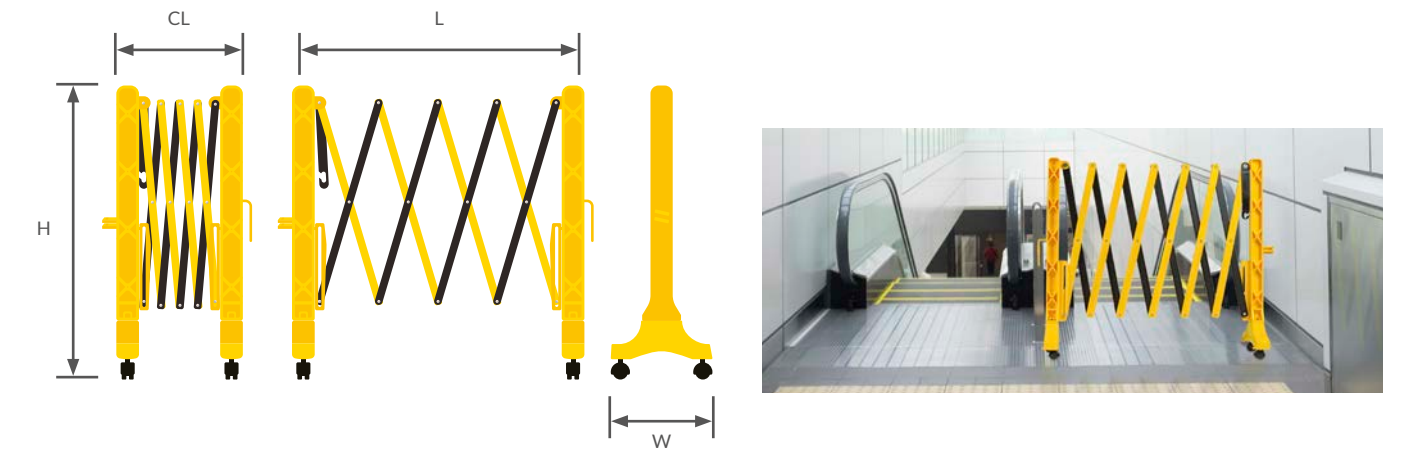

Plastic Expandable Safety Barriers



Product Code	Expanded Length (L)	Closed Length (CL)	Height (H)	Width (W)	Weight (Kgs)
ESB-LP	2600	250	970	400	3
Colour	Safety Yellow with Red and White Reflectors				

All Dimensions are in mm

Plastic Expandable Safety Barriers with Wheels

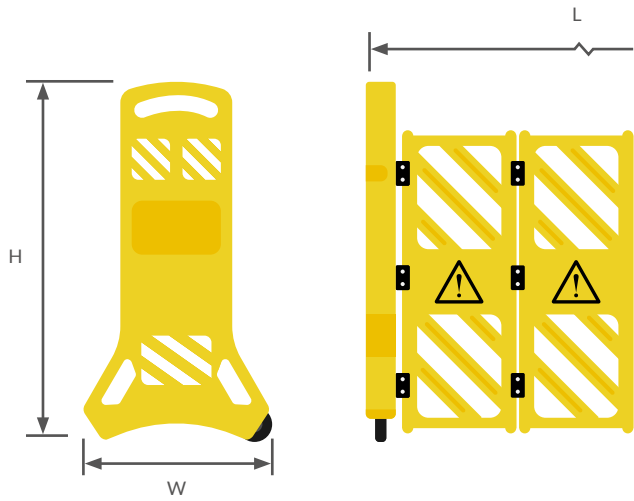
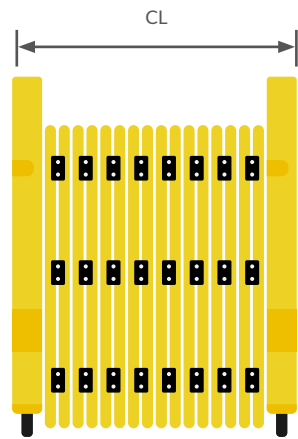


Product Code	Expanded Length (L)	Closed Length (CL)	Height (H)	Width (W)	Weight (Kgs)
ESB-3500-PW	3500	450	970	420	7
Colour	Yellow and Black Plastic				

All Dimensions are in mm




Expandable Portable Mobile Safety Barriers



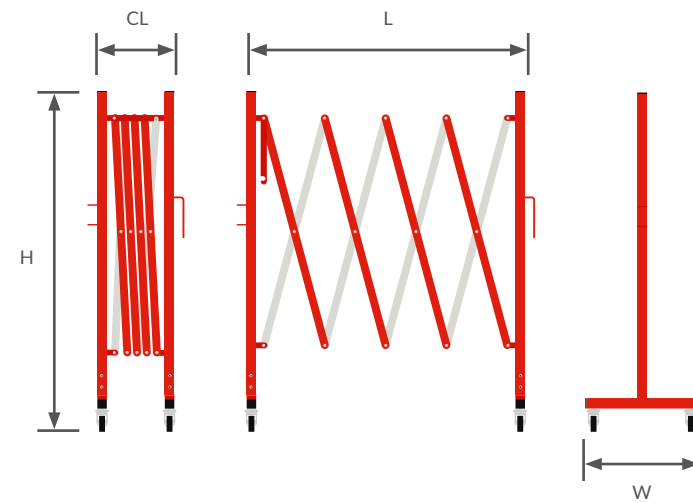
Product Code	Expanded Length (L)	Closed Length (CL)	Height (H)	Width (W)	Thickness	Weight (Kgs)
ESB-PM	3700	390	1000	300	50	18
Colour	Safety Yellow					

All Dimensions are in mm

Steel Expandable Safety Barriers with Wheels




ESB-3000-SW-Y



Product Code	Expanded Length(L)	Closed Length(CL)	Height (H)	Width (W)	Colour	Weight (Kgs)
ESB-3000-SW-R	3000	300	1030	460	Red and White	6
ESB-3000-SW-Y	3000	300	1030	460	Yellow and Black	6

All Dimensions are in mm



EXPANDABLE SAFETY BARRIERS

EXPANDABLE SAFETY BARRIERS


Crowd Control Barriers  
Plastic Crowd Control Barriers



PFB-2000-O



PFB-1000-O



Product Code	Length (L)	Height (H)	Thickness	Colour	Weight (Kgs)
PFB-1000-O	1000	1000	50	Orange	8
PFB-2000-O	2000	1000	50	Orange	12

All Dimensions are in mm

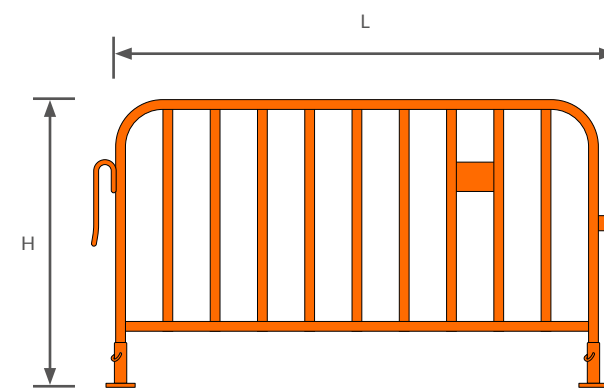
Crowd Control Barriers  
Steel Crowd Control Barriers



CCB-G



CCB-O



Product Code	Length (L)	Height (H)	Finish	Weight (Kgs)
CCB-G	2200	1100	Galvanised	14
CCB-O	2200	1100	Orange	14

All Dimensions are in mm



Water Filled Barriers - Bstackable



WB-O



WB-W



Fill Cap



Drain Plug



Inter-locking pegs



Stacking




77




83



89



90



95

## 4 Cable Protector and Floor Safety

### Summary of Contents

<b>Cable Protectors</b>		<b>Tactile Indicators</b>	
Rubber Cable Protectors	[78]	Tactile Pads	[91]
Plastic Cable Protectors	[82]	Tactile Studs	[94]
<b>Kerb and Door Ramps</b>		<b>Stair Nosing</b>	
Kerb Ramps	[84]	Stair Nosing	[96]
Threshold Door Ramps	[87]	Anti Slip Tapes	[101]
Portable Kerb Ramps	[88]		
<b>Floor Bundings</b>			
Rubber Floor Bundings	[89]		
Rumble Bar Plastic	[89]		

Product Code	Length	Width	Height	Weight (Kgs)	Filled Weight (Kgs)	Colour
WB-O	1100	470	760	7	50	Orange
WB-W	1100	470	760	7	50	White

All Dimensions are in mm





## Cable Protectors

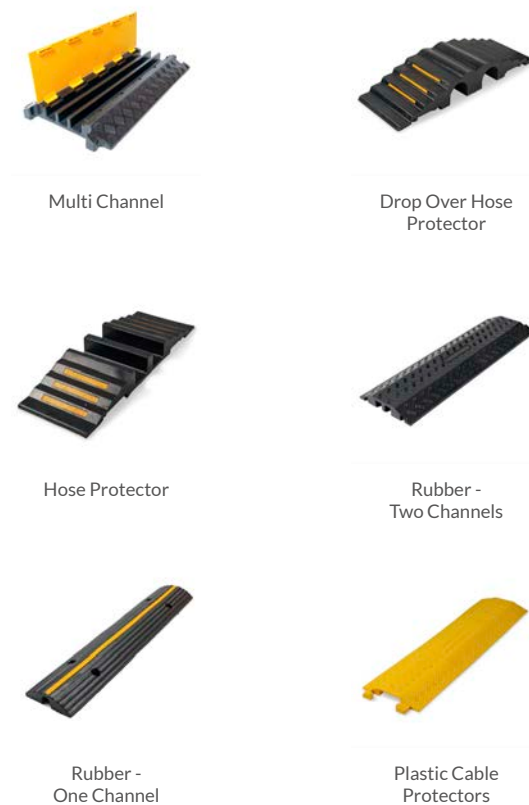
Cable protectors are used to organise and secure cables and hoses. They provide a physical barrier to damage caused by vehicles and protect pedestrians from accidents caused by tripping on loose cables.

Cable protectors come in a range of designs to suit the number of cables and hoses required and the weight of the vehicles using the area. They can be used in construction sites, factories, warehouses to solve problems caused by equipment running through workplaces. We also supply cable protectors for use inside offices or buildings that can be used on carpeted or tiled surfaces. These cable protectors are used to prevent hazards and accidents in the workplace while providing a discrete look and feel.

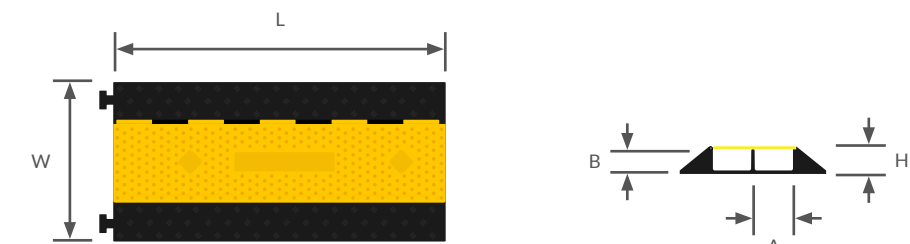

### Cable Protectors Benefits

- ▶ **Cable Protection and Organisation:** Cable protectors provide a physical barrier to protect your cables and hoses from punctures, being crushed and general wear and tear. They can also streamline your operations by making it easier to manage cable clusters and ensure they are not unintentionally disconnected due to confusion.
- ▶ **Easy Installation:** Our cable protectors are straightforward to install. They can be easily moved or installed as a permanent solution to suit your needs.

### Cable Protectors We Supply



### Rubber Cable Protectors With Protective Cover




Product Code	Length (L)	Width (W)	Height (H)	Channel Size (AxB)	No. of Channels	Weight (Kgs)
SH-CP1C	1000	250	75	75x55	1	5
SH-CP2C	1000	250	50	40x25	2	7
SH-CP2CB	900	570	90	100x75	2	-
SH-CP3C	900	500	70	60x55	3	15
SH-CP5C	900	500	50	35x35	5	15

All Dimensions are in mm





Rubber Cable Protectors  
Corners



SH-CP3CC

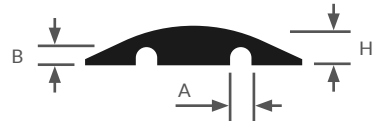



SH-CP5CC



Product Code	Description
SH-CP3CC	Cable Protector, Three Channel Corner, 45 Degrees (for 3 Channels)
SH-CP5CC	Cable Protector, Five Channel Corner, 45 Degrees (for 5 Channels)


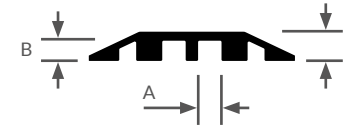
Cable Protector Speed Humps - Heavy Duty



Product Code	Length (L)	Width (W)	Height (H)	Channel Size (AxB)	No. of Channels	Mounting Holes	Weight (Kgs.)
SH-CP2C-BO	900	300	50	25x30	2	4xø12mm	13

All Dimensions are in mm

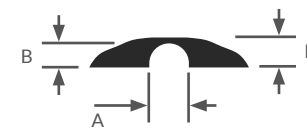

Cable Protector - Drop Over



Product Code	Length (L)	Width (W)	Height (H)	Channel Size (AxB)	No. of Channels	Weight (Kgs.)
DO2CCP-RB	1000	300	50	37x37	2	9

All Dimensions are in mm

Rubber Speed Humps - One Channel



Product Code	Length (L)	Width (W)	Height (H)	Channel Size (AxB)	No. of Channels	Mounting Holes	Weight (Kgs.)
SH-CP1C-B	1000	200	50	35x35	1	4xø12mm	6.5

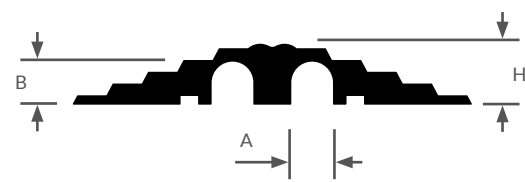
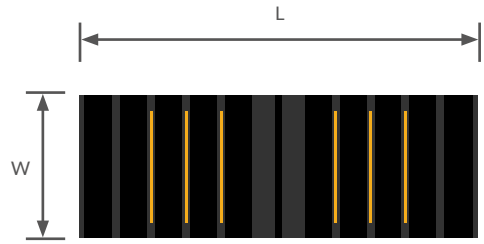
All Dimensions are in mm

Fire Hose Ramp

Drop Over Ramp



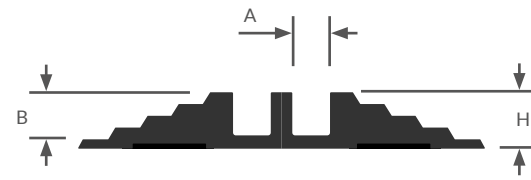
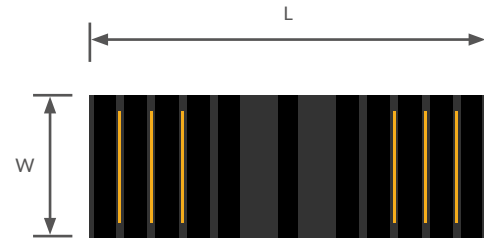
FHR-2C



Cable and Hose Ramp



CHR-2C



Product Code	Length (L)	Width (W)	Height (H)	Channel Size (AxB)	No. of Channels	Weight (Kgs.)
FHR-2C	850	300	125	100x90	2	19
CHR-2C	850	300	90	90x70	2	12

All Dimensions are in mm

Plastic Cable Protector



DOCP-PB



100mmx25mm cable channel



DOCP-PY



100mmx25mm cable channel



Product Code	Length (L)	Width (W)	Height (H)	Channel Size (AxB)	No. of Channels	Weight (Kgs.)	Finish
DOCP-PY	1000	270	40	100x25	1	3	Yellow LDPE
DOCP-PB	1000	270	40	100x25	1	3	Black LDPE

All Dimensions are in mm





## Kerb and Door Ramps

Kerbs can present challenges for accessibility around homes, worksites and public areas. They can make it difficult for people with machinery, trolleys, wheelchairs and other equipment to safely navigate these thresholds.

To ensure accessibility, reduce equipment damage and preserve kerbs themselves, kerb ramps can be used to provide a smooth transition between uneven surfaces. Enforcer Group's wide range of kerb ramps and door ramps provide practical solutions that suit a variety of needs and settings.

### Kerb and Door Ramp Benefits

- ▶ **Enhance Accessibility:** Kerb ramps facilitate smooth transitions over uneven surfaces like kerbs, steps and raised footpaths. They ensure pedestrians, cyclists, people with equipment or machinery and vehicles can safely access passageways without injury or damage.
- ▶ **Wide Range:** With such a diverse selection of kerb and door ramps, we offer solutions to suit various height requirements for different kerbs and settings. We offer kerb ramps with a range of different safety colours and grip designs to suit your needs. We also offer permanent and temporary solutions that are easy to quickly install and relocate.
- ▶ **Durable Design:** Our ramps are constructed from tough materials and are designed to perform under heavy use in Australian weather conditions.
- ▶ **Reducing Damage:** Kerb ramps can minimise the risk of damaging equipment as it crosses over uneven surfaces like kerbs. They can also protect the kerbs themselves and remove the need for repair after wear and tear.

### Kerb and Door Ramps We Supply

Rubber Kerb Ramps



Rolled Kerb Ramp



Threshold Door Ramps



Portable Kerb Ramps



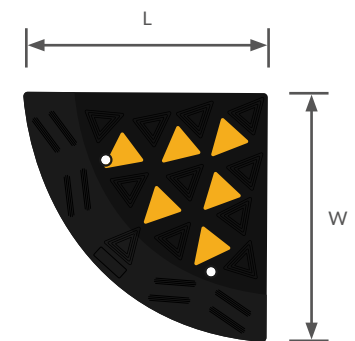
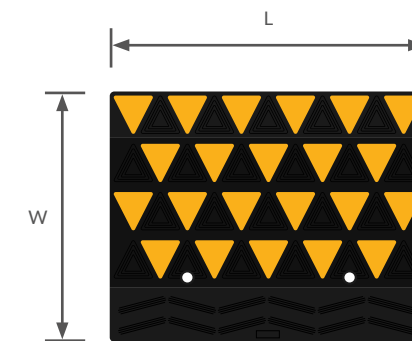
### Kerb Ramps - RKR-Series



RKR-200



RKRE-200



Product Code	Length (L)	Width (W)	Height (H)	Weight (Kgs.)
RKR-80	500	280	80	6
RKR-100	600	300	100	11
RKR-150	600	360	150	16
RKR-200	600	480	200	30
RKRE-100	300	300	100	3.5
RKRE-150	300	360	150	6
RKRE-200	450	450	200	14

All Dimensions are in mm





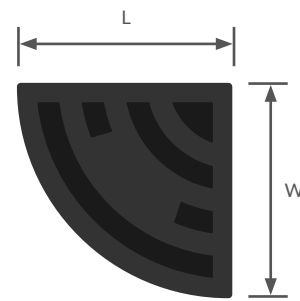

Kerb Ramps - BKR-Series



BKR-100



BKRE-100



Product Code	Length (L)	Width (W)	Height (H)	Weight (Kgs.)
BKR-100	600	260	100	7
BKRE-100	250	250	100	1.5
BKR-150	600	350	150	14

All Dimensions are in mm



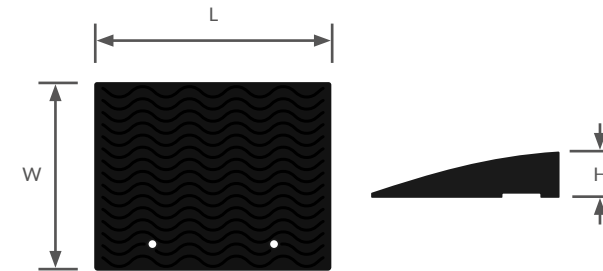
Kerb Ramps - RKB-Series



RKB-500



RKB-1000



Product Code	Length (L)	Width (W)	Height (H)	Weight (Kgs.)
RKB-500	480	420	110	12.5
RKB-1000	1000	250	75	10

All Dimensions are in mm



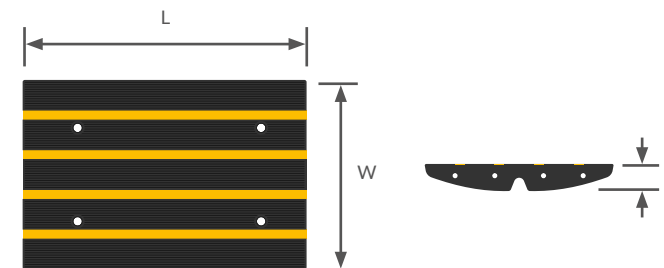
Rolled Kerb Ramp



RKR-R-M




RKR-R-A



Product Code	Length (L)	Width (W)	Height (H)	Weight (Kgs.)
RKR-R-M	1230	410	65	22
RKR-R-A	240	410	65	4.5

All Dimensions are in mm





Threshold Door Access Ramps



TDR-1070x60



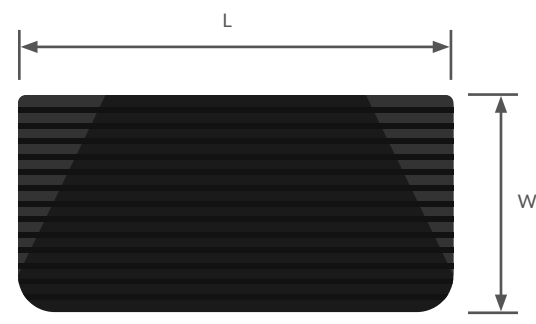
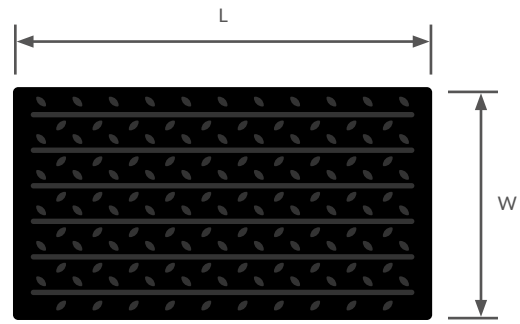
TDR-900x75



TDR-900x90



TDR-1100x40



Product Code	Length (L)	Width (W)	Height (H)	Weight (Kgs.)
TDR-1070x60	1070	610	60	17
TDR-900x90	900	530	90	19
TDR-900x75	900	460	75	14
TDR-1100x40	1100	320	40	8

All Dimensions are in mm



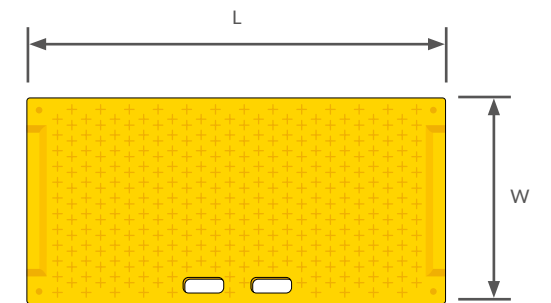
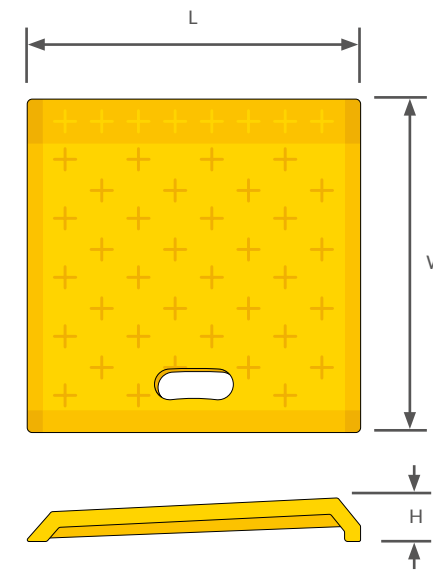
Portable Kerb Ramps



PKR-Y



PKR-1300-Y



Product Code	Length (L)	Width (W)	Height (H)	Weight (Kgs.)
PKR-Y	685	685	100	4
PKR-1300-Y	1300	700	-	11

All Dimensions are in mm



**Floor Bundings**  
**Rubber Floor Bundings**



RFB-BL



RFB-BL-E  
(Ends)



Suitable Fixings 100mm Coach Screw, 14mm Hilti Plug, and 12mm Washer

Product Code	Length (L)	Width (W)	Height (H)	Weight (Kgs.)
RFB-BL-M	1000	200	40	6
RFB-BL-E	300	200	40	3.5

All Dimensions are in mm

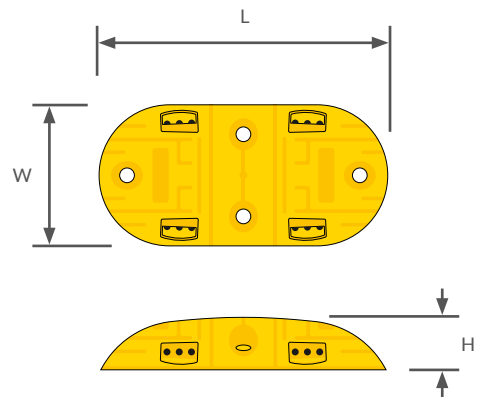
**Rumble Bar Plastic**



RDP-Y



Glass reflective beads



Product Code	Length (L)	Width (W)	Height (H)	Mounting Holes	Weight (Kgs.)
RBP-Y	300	170	50	4xø10mm	0.5

All Dimensions are in mm



**Tactile Indicators**

Tactile Indicators provide physical cues on walkways, footpaths and public spaces that can be used by visually impaired people and other pedestrians to navigate safe routes and provide markers. They are used in public spaces, pedestrian walkways, entrances and other areas to signal to pedestrians. Enforcer Group supplies a wide range of tactile indicators and studs to suit your needs.

**Hazard Tactile Indicators**

- Feature bumps (studs) to signal dangers.
- Commonly used at platforms, stairs, ramps, and crossings.
- Enhance safety for visually impaired individuals.

**Directional Tactile Indicators**

- Use strips for guiding pedestrians.
- Aid navigation in sidewalks, parks, and public areas.
- Beneficial for the visually impaired.

**Tactile Indicator Benefits**

- ▶ **Provide Direction:** Tactile indicators can assist people with vision impairments with physical markers to help them navigate directions and become aware of hazards.
- ▶ **Comply with Safety Standards:** Some spaces require the use of tactile indicators to meet safety standards.
- ▶ **Durable Design:** Our tactile indicators are made from high-quality materials including stainless steel and UV-resistant plastic that resist corrosion, fading and cracking even when installed outdoors.
- ▶ **Enhance Safety:** Available in a range of materials, designs and colours to enhance visibility and traction, tactile indicators improve the safety of pedestrians.
- ▶ **Cost Effectiveness:** Tactile indicators are a cost-effective way to improve safety and are easy to install and maintain.

**Tactile Indicators We Supply**



Fibre Glass - Hazard



Stainless Steel - Hazard



Stainless Steel with Insert-Hazard



Peel and Stick - Hazard



Fibre Glass - Directional




Peel and Stick - Directional

FLOORBUNDING



**Tactile Pads - Hazard**  
Reinforced Fibreglass




**Hazard Tactile**

TI-30X60-HY      TI-30X60-HB      TI-30X60-HW

Material	UV-stabilised resin/reinforced embedded fibreglass
Size	600x300x8mm
Slip Rating	P5/R12
Configuration	Hazard
Fixing Method	Plugged, screwed, and glued
Compliance	AS1428.1-2009
Minimum Contrast	30% Luminance Contrast

TI-30X60-HY

**Tactile Pads - Hazard**  
Stainless Steel



**NEW**      **NEW**      **NEW**

**Hazard Tactile**

TI-SSP-S-30x60      TI-SSP-PVC-30x60      TI-SSP-BC-30x60

TI-SSP-S-30x30      TI-SSP-BC-30x30

Product Code	Size (LxW)	Insert	Material
TI-SSP-S-30x60	600x300	-	316 Stainless Steel
TI-SSP-PVC-30x60	600x300	PVC	316 Stainless Steel
Ti-SSP-BC-30x60	600x300	Carborundum	316 Stainless Steel
TI-SSP-S-30x30	300x300	-	316 Stainless Steel
Ti-SSP-BC-30x30	300x300	Carborundum	316 Stainless Steel



All Dimensions are in mm

**Tactile Pads - Hazard**  
Peel and Stick



**Hazard Tactile**

TI-PS-30X30-HY      TI-PS-30X30-HW      TI-PS-30X30-HG

TI-PS-30X30-HB

Material	UV-stable polymer
Size	300x300x5mm
Slip Rating	P4
Configuration	Hazard
Fixing Method	Peel and Stick
Compliance	1428.4.1-2009
Minimum Contrast	30%

Luminance Reflectance Value (LRV)	
White	Dry 83.93, Wet 83.46
Yellow	Dry 48.95, Wet 48.62
Black	Dry 3.34, Wet 3.16
Grey	Dry 21.77, Wet 21.84



**Tactile Pads - Directional**  
Reinforced Fibreglass



**Directional Tactile**

TI-30X60-DY      TI-30X60-DB      TI-30X60-DW

Material	UV-stabilised resin/reinforced embedded fibreglass
Size	600x300x8mm
Slip Rating	P5/R12
Configuration	Directional
Fixing Method	Plugged, screwed, and glued
Compliance	AS1428.1-2009
Minimum Contrast	30% Luminance Contrast




**Tactile Pads - Directional**  
Peel and Stick



TI-PS-30X30-DY




Directional Tactile



TI-PS-30X30-DB




TI-PS-30X30-DW



TI-PS-30X30-DG

Material	UV-stable polymer
Size	300x300x5mm
Slip Rating	P4
Configuration	Directional
Fixing Method	Peel and Stick
Compliance	1428.4.1-2009
Minimum Contrast	30%



Luminance Reflectance Value (LRV)

White	Dry 83.93, Wet 83.46
Yellow	Dry 48.95, Wet 48.62
Black	Dry 3.34, Wet 3.16
Grey	Dry 21.77, Wet 21.84




**Tactile Template**



TI-TT-12X6

NEW

Product Code	Description
TI-TT-12X6	Tactile Template 1200x600mm - Polypropylene(thermo plastic)



TACTILE INDICATORS

**Tactile Studs**  
Metal Tactile Studs



TI-SSS

Stainless Steel 316

Stud Diameter: 35mm  
Stud Length: 12mm  
Slip Rating: R12



TI-BSS

Stainless Steel 316-Black

Stud Diameter: 35mm  
Stud Length: 12mm  
Slip Rating: R12



TI-GSS

Stainless Steel - Brass

Stud Diameter: 35mm  
Stud Length: 12mm  
Slip Rating: R12

**Poly Tactile Studs**



TI-PS

Stud Diameter: 35mm  
Stud Length: 12mm  
Slip Rating: R12



White



Black



Yellow

**Metal with an Insert Tactile Studs**



TI-SS-PVC

Stainless Steel  
PVC Insert

Stud Diameter: 35mm  
Stud Length: 12mm  
Slip Rating: R12



TI-SS-YC

Stainless Steel  
Yellow Carborundum Insert

Stud Diameter: 35mm  
Stud Length: 12mm  
Slip Rating: R12



TI-SS-BC

Stainless Steel  
Black Carborundum Insert

Stud Diameter: 35mm  
Stud Length: 12mm  
Slip Rating: R12



TI-GSS-BC

Stainless Steel - Brass  
Black Carborundum Insert

Stud Diameter: 35mm  
Stud Length: 12mm  
Slip Rating: R12


**Peel and Stick Tactile Studs**



TI-SSS-PS

Stainless Steel


Stud Diameter: 35mm  
Stud Length: 12mm  
Slip Rating: R12



TI-SS-BC-PS


Stainless Steel  
Black Carborundum Insert

Stud Diameter: 35mm  
Stud Length: 12mm  
Slip Rating: R12



TACTILE INDICATORS





## Stair Nosing


Without safe design, stairs can present trip and fall hazards and cause accidents. Enforcer Group's stair nosing enhances traction and visibility on stairs. Our stair nosing supplies are designed to seamlessly fit on the edge of steps to prevent accidents and enhance pedestrian safety. Constructed from durable materials, our stair nosing is long lasting and designed to withstand heavy and constant foot traffic.

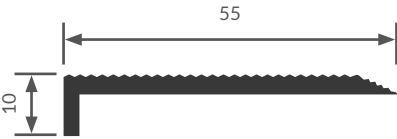


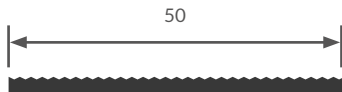


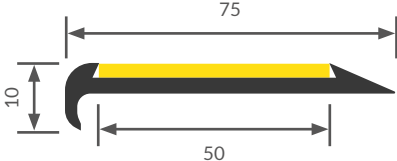
























Stair nosing can be installed for residential or commercial use to enhance safety with their nonslip features. They can be used to increase grip and traction even in wet or slippery environments like factories or outdoor centres. Enforcer Group's stair nosing also comes in a variety of colours and designs to improve visibility and awareness in lowlight.

### Stair Nosing Benefits

- ▶ **Enhanced Safety:** With a range of materials, colours and designs that suit a variety of environments and needs, stair nosing can reduce the risk of slips and falls even on wet or dark stairs.
- ▶ **Durable Design:** Made from high-quality materials our stair nosing is designed to last under heavy foot traffic and resist wear, tear and weather damage.
- ▶ **Versatility:** Suitable for homes, offices, schools, public buildings and offices, stair nosing can be used to enhance the safety on any staircase or steps.
- ▶ **Surface Protection:** Stair nosing can also protect your stairs from wear and tear and extend their lifespan.
- ▶ **Compliance:** Many public spaces are regulated by safety standards that require the installation of stair nosing. Installing effective stair nosing can reduce potential fines and liabilities.

### Stair Nosing We Supply



<p><b>EGST1</b></p> <p>Slip Rating: P5 Aluminium Alloy: 6060, Temper: T5-Clear Anodised</p> <p>Tread Width: 55mm Front Depth: 10mm Tread Thickness: 2.8mm</p> <p>Minimum Length: 1 Metre Length can be customised.</p> 	 <p><b>EGST1S</b> Aluminium LRV: Dry 49.12 Wet 48.42</p>  <p><b>EGST1B</b> Aluminium - Black LRV: Dry 3.10 Wet 2.82</p>								
<p><b>EGST2</b></p> <p>Slip Rating: P5 Aluminium Alloy: 6060, Temper: T5-Clear Anodised</p> <p>Tread Width: 50mm Tread Thickness: 2.8mm</p> <p>Surface mounted on a hard floor</p> <p>Minimum Length: 1 Metre Length can be customised.</p> 	 <p><b>EGST2S</b> Aluminium LRV: Dry 49.12, Wet 48.42</p>  <p><b>EGST2B</b> Aluminium - Black LRV: Dry 3.10, Wet 2.82</p>								
<p><b>EGST3</b></p> <p>Aluminium Alloy: 6060, Temper: T5-Clear Anodised</p> <p>Tread Width: 75mm Front Depth: 10mm Tread Thickness: 4.8mm</p> <p>Insert Width: 50mm Insert Type: Solid Silicon Carbide - Heavy Duty, External Grade Insert Slip Rating: P5/R13</p> <p>Surface mounted on a hard floor</p> <p>Minimum Length: 1 Metre Length can be customised.</p> 	<table border="0"> <tr> <td data-bbox="2021 1184 2421 1331">  <p><b>EGST3-S-B</b> Base: Aluminium Insert: Silicon Carbide - Black LRV: Dry 3.05, Wet 4.50</p> </td> <td data-bbox="2421 1184 2831 1331">  <p><b>EGST3-S-Y</b> Base: Aluminium Insert: Silicon Carbide - Yellow LRV: Dry 36.14, Wet 37.64</p> </td> </tr> <tr> <td data-bbox="2021 1373 2421 1520">  <p><b>EGST3-S-W</b> Base: Aluminium Insert: Silicon Carbide - White LRV: Dry 65.56, Wet 66.48</p> </td> <td data-bbox="2421 1373 2831 1520">  <p><b>EGST3-S-G</b> Base: Aluminium Insert: Silicon Carbide - Grey LRV: Dry 32.65, Wet 33.22</p> </td> </tr> <tr> <td data-bbox="2021 1562 2421 1709">  <p><b>EGST3-B-B</b> Base: Aluminium - Black Insert: Silicon Carbide - Black LRV: Dry 3.05, Wet 4.50</p> </td> <td data-bbox="2421 1562 2831 1709">  <p><b>EGST3-B-Y</b> Base: Aluminium - Black Insert: Silicon Carbide - Yellow LRV: Dry 36.14, Wet 37.64</p> </td> </tr> <tr> <td data-bbox="2021 1751 2421 1898">  <p><b>EGST3-B-W</b> Base: Aluminium - Black Insert: Silicon Carbide - White LRV: Dry 65.56, Wet 66.48</p> </td> <td data-bbox="2421 1751 2831 1898">  <p><b>EGST3-B-G</b> Base: Aluminium - Black Insert: Silicon Carbide - Grey LRV: Dry 32.65, Wet 33.22</p> </td> </tr> </table>	 <p><b>EGST3-S-B</b> Base: Aluminium Insert: Silicon Carbide - Black LRV: Dry 3.05, Wet 4.50</p>	 <p><b>EGST3-S-Y</b> Base: Aluminium Insert: Silicon Carbide - Yellow LRV: Dry 36.14, Wet 37.64</p>	 <p><b>EGST3-S-W</b> Base: Aluminium Insert: Silicon Carbide - White LRV: Dry 65.56, Wet 66.48</p>	 <p><b>EGST3-S-G</b> Base: Aluminium Insert: Silicon Carbide - Grey LRV: Dry 32.65, Wet 33.22</p>	 <p><b>EGST3-B-B</b> Base: Aluminium - Black Insert: Silicon Carbide - Black LRV: Dry 3.05, Wet 4.50</p>	 <p><b>EGST3-B-Y</b> Base: Aluminium - Black Insert: Silicon Carbide - Yellow LRV: Dry 36.14, Wet 37.64</p>	 <p><b>EGST3-B-W</b> Base: Aluminium - Black Insert: Silicon Carbide - White LRV: Dry 65.56, Wet 66.48</p>	 <p><b>EGST3-B-G</b> Base: Aluminium - Black Insert: Silicon Carbide - Grey LRV: Dry 32.65, Wet 33.22</p>
 <p><b>EGST3-S-B</b> Base: Aluminium Insert: Silicon Carbide - Black LRV: Dry 3.05, Wet 4.50</p>	 <p><b>EGST3-S-Y</b> Base: Aluminium Insert: Silicon Carbide - Yellow LRV: Dry 36.14, Wet 37.64</p>								
 <p><b>EGST3-S-W</b> Base: Aluminium Insert: Silicon Carbide - White LRV: Dry 65.56, Wet 66.48</p>	 <p><b>EGST3-S-G</b> Base: Aluminium Insert: Silicon Carbide - Grey LRV: Dry 32.65, Wet 33.22</p>								
 <p><b>EGST3-B-B</b> Base: Aluminium - Black Insert: Silicon Carbide - Black LRV: Dry 3.05, Wet 4.50</p>	 <p><b>EGST3-B-Y</b> Base: Aluminium - Black Insert: Silicon Carbide - Yellow LRV: Dry 36.14, Wet 37.64</p>								
 <p><b>EGST3-B-W</b> Base: Aluminium - Black Insert: Silicon Carbide - White LRV: Dry 65.56, Wet 66.48</p>	 <p><b>EGST3-B-G</b> Base: Aluminium - Black Insert: Silicon Carbide - Grey LRV: Dry 32.65, Wet 33.22</p>								

**EGST4**

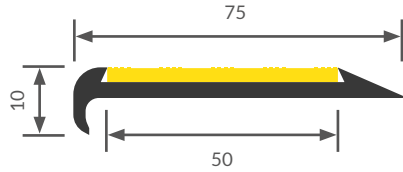
Aluminium Alloy: 6060, Temper: T5-Clear Anodised







Tread Width: 75mm  
Front Depth: 10mm  
Tread Thickness: 4.8mm

Insert Width: 50mm  
Insert Type: Thermoplastic Santoprene  
Insert Slip Rating: P5

Surface mounted on a hard floor

Minimum Length: 1 Metre  
Length can be customised.



 <p><b>EGST4-S-B</b> Base: Aluminium Insert: Black LRV: Dry 4.07, Wet 3.96</p>	 <p><b>EGST4-S-Y</b> Base: Aluminium Insert: Yellow LRV: Dry 46.89, Wet 46.76</p>
 <p><b>EGST4-S-G</b> Base: Aluminium Insert: Grey LRV: Dry 36.02, Wet 35.96</p>	 <p><b>EGST4-B-B</b> Base: Aluminium - Black Insert: Black LRV: Dry 4.07, Wet 3.96</p>
 <p><b>EGST4-B-Y</b> Base: Aluminium - Black Insert: Yellow LRV: Dry 46.89, Wet 46.76</p>	 <p><b>EGST4-B-W</b> Base: Aluminium - Black Insert: Grey LRV: Dry 36.02, Wet 35.96</p>

**EGST6**

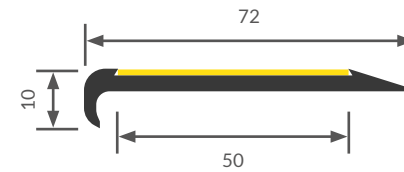
Aluminium Alloy: 6060, Temper: T5-Clear Anodised







Tread Width: 72mm  
Front Depth: 10mm  
Tread Thickness: 2.7mm

Insert Width: 50mm  
Insert Type: Silicon Carbide PVC - Backed Tape  
Insert Slip Rating: P5

Surface mounted on a hard floor

Minimum Length: 1 Metre  
Length can be customised.



 <p><b>EGST6-S-B</b> Base: Aluminium Insert: Black LRV: Dry 4.07, Wet 3.96</p>	 <p><b>EGST6-S-Y</b> Base: Aluminium Insert: Yellow LRV: Dry 46.89, Wet 46.76</p>
 <p><b>EGST6-S-G</b> Base: Aluminium Insert: Grey LRV: Dry 36.02, Wet 35.96</p>	 <p><b>EGST6-B-B</b> Base: Aluminium - Black Insert: Black LRV: Dry 4.07, Wet 3.96</p>
 <p><b>EGST6-B-Y</b> Base: Aluminium - Black Insert: Yellow LRV: Dry 46.89, Wet 46.76</p>	 <p><b>EGST6-B-G</b> Base: Aluminium - Black Insert: Dark Grey LRV: Dry 36.02, Wet 35.96</p>

**EGST5**

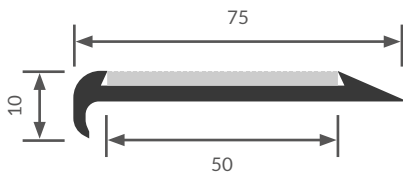
Aluminium Alloy: 6060, Temper: T5-Clear Anodised





Tread Width: 75mm  
Front Depth: 10mm  
Tread Thickness: 4.8mm

Insert Width: 50mm  
Insert Type: Corrugated Anodised - Aluminium  
Insert Slip Rating: P5

Surface mounted on a hard floor

Minimum Length: 1 Metre  
Length can be customised.




 <p><b>EGST5-S-B</b> Base: Aluminium Insert: Black LRV: Dry 3.10, Wet 2.82</p>	 <p><b>EGST5-S-S</b> Base: Aluminium Insert: Aluminium LRV: Dry 49.12, Wet 48.42</p>
 <p><b>EGST5-B-B</b> Base: Aluminium - Black Insert: Black LRV: Dry 3.10, Wet 2.82</p>	 <p><b>EGST5-B-S</b> Base: Aluminium - Black Insert: Aluminium LRV: Dry 49.12, Wet 48.42</p>



**EGST7**

Slip Rating: P5  
Aluminium Alloy: 6060, Temper: T5-Clear Anodised/Black Anodised

Tread Width: 66mm  
Front Depth: 10mm  
Tread Thickness: 2.5mm

Minimum Length: 1 Metre  
Length can be customised.



 <p><b>EGST7S</b> Aluminium LRV: Dry 49.12, Wet 48.42</p>	 <p><b>EGST7B</b> Aluminium - Black LRV: Dry 3.10, Wet 2.83</p>
---	---

**Light Reflectance Value(LRV)**

LRV stands for "Light Reflectance Value." LRV is a measurement of the amount of visible and usable light that is reflected from the surface of tactile indicators or stairs when illuminated by a light source. It's often used to assess the contrast and visibility of tactile indicators or the stair nose, especially for individuals with visual impairments.

A higher contrast, as indicated by LRV values, can make tactile indicators more visible and helpful for those who rely on tactile cues for navigation.



**EGST8**

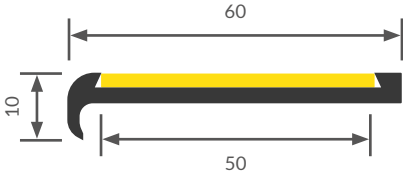
Aluminium Alloy: 6060, Temper: T5-Clear Anodised









Tread Width: 60mm  
Front Depth: 10mm  
Tread Thickness: 4.8mm

Insert Width: 50mm  
Insert Type: Solid Silicon Carbide - Heavy Duty, External Grade  
Insert Slip Rating: P5

Surface mounted on a hard floor

Minimum Length: 1 Metre  
Length can be customised.



 <p><b>EGST8-S-B</b> Base: Aluminium Insert: Silicon Carbide - Black LRV: Dry 3.05, Wet 4.50</p>	 <p><b>EGST8-S-Y</b> Base: Aluminium Insert: Silicon Carbide - Yellow LRV: Dry 37.64, Wet 36.14</p>
 <p><b>EGST8-S-W</b> Base: Aluminium Insert: Silicon Carbide - White LRV: Wet 65.56, Dry 66.48</p>	 <p><b>EGST8-S-G</b> Base: Aluminium Insert: Silicon Carbide - Grey LRV: Dry 32.65, Wet 33.22</p>
 <p><b>EGST8-B-B</b> Base: Aluminium - Black Insert: Silicon Carbide - Black LRV: Dry 3.05, Wet 4.50</p>	 <p><b>EGST8-B-Y</b> Base: Aluminium - Black Insert: Silicon Carbide - Yellow LRV: Dry 37.64, Wet 36.14</p>
 <p><b>EGST8-B-W</b> Base: Aluminium - Black Insert: Silicon Carbide - White LRV: Wet 65.56, Dry 66.48</p>	 <p><b>EGST8-B-G</b> Base: Aluminium - Black Insert: Silicon Carbide - Grey LRV: Dry 32.65, Wet 33.22</p>

**EGST10**

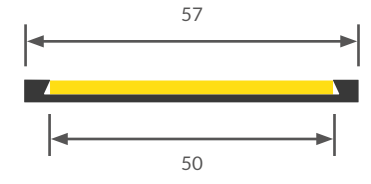
Aluminium Alloy: 6060, Temper: T5-Clear Anodised/Black Anodised









Tread Width: 57mm  
Tread Thickness: 4.6mm

Insert Width: 50mm  
Insert Type: Solid Silicon Carbide - Heavy Duty, External Grade  
Insert Slip Rating: P5

Rebated on hard floor finishes

Minimum Length: 1 Metre  
Length can be customised.



 <p><b>EGST10-S-B</b> Base: Aluminium Insert: Silicon Carbide - Black LRV: Dry 4.50, Wet 3.05</p>	 <p><b>EGST10-S-Y</b> Base: Aluminium Insert: Silicon Carbide - Yellow LRV: Dry 37.64, Wet 36.14</p>
 <p><b>EGST10-S-W</b> Base: Aluminium Insert: Silicon Carbide - White LRV: Wet 65.56, Dry 66.48</p>	 <p><b>EGST10-S-G</b> Base: Aluminium Insert: Silicon Carbide - Grey LRV: Dry 33.22, Wet 32.65</p>
 <p><b>EGST10-B-B</b> Base: Aluminium - Black Insert: Silicon Carbide - Black LRV: Dry 4.50, Wet 3.05</p>	 <p><b>EGST10-B-Y</b> Base: Aluminium - Black Insert: Silicon Carbide - Yellow LRV: Dry 37.64, Wet 36.14</p>
 <p><b>EGST10-B-W</b> Base: Aluminium - Black Insert: Silicon Carbide - White LRV: Wet 65.56, Dry 66.48</p>	 <p><b>EGST10-B-G</b> Base: Aluminium - Black Insert: Silicon Carbide - Grey LRV: Dry 33.22, Wet 32.65</p>

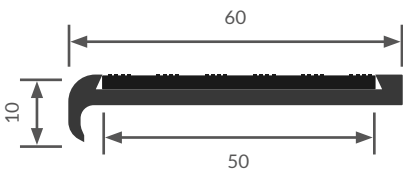
**EGST9**



Slip Rating: P5  
Aluminium Alloy: 6060, Temper: T5-Clear Anodised/Black Anodised

Tread Width: 60mm  
Front Depth: 10mm  
Tread Thickness: 4.8mm

Insert Width: 50mm  
Insert Type: Thermoplastic Santoprene  
Insert Slip Rating: P5

Minimum Length: 1 Metre  
Length can be customised.



 <p><b>EGST9S</b> Base: Aluminium Insert: Thermoplastic Santoprene - Black LRV: Dry 4.07, Wet 3.96</p>	 <p><b>EGST9B</b> Base: Aluminium - Black Insert: Thermoplastic Santoprene - Black LRV: Dry 4.07, Wet 3.96</p>
--	--

**EGST11**

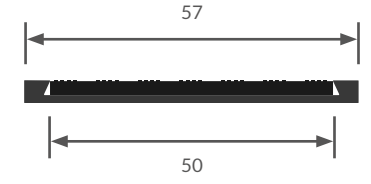
Aluminium Alloy: 6060, Temper: T5-Clear Anodised/Black Anodised



Tread Width: 57mm  
Tread Thickness: 4.6mm

Insert Width: 50mm  
Insert Type: Thermoplastic Santoprene  
Insert Slip Rating: P5

Rebated on hard floor finishes

Minimum Length: 1 Metre  
Length can be customised.



 <p><b>EGST11S</b> Base: Aluminium Insert: Thermoplastic Santoprene - Black LRV: Dry 4.07, Wet 3.96</p>	 <p><b>EGST11B</b> Base: Aluminium - Black Insert: Thermoplastic Santoprene - Black LRV: Dry 4.07, Wet 3.96</p>
---	---

STAIR NOSING



STAIR NOSING





**EGST12**

Aluminium Alloy: 6060, Temper: T5-Clear Anodised

Tread Width: 60mm  
Front Depth: 10mm  
Tread Thickness: 4.8mm

Insert Width: 50mm  
Insert Type: Corrugated Anodised - Aluminium  
Insert Slip Rating: P5

Surface mounted on a hard floor

Minimum Length: 1 Metre  
Length can be customised.





EGST12-S-B  
Base: Aluminium  
Insert: Aluminium - Black  
LRV: Dry 2.83, Wet 3.10



EGST12S  
Base: Aluminium  
Insert: Aluminium - Black  
LRV: Wet 48.42, Dry 49.12



EGST12-B-B  
Base: Aluminium - Black  
Insert: Aluminium - Black  
LRV: Wet 2.83, Dry 3.10





EGST12B  
Base: Aluminium - Black  
Insert: Aluminium  
LRV: Wet 48.42, Dry 49.12

Anti Slip Tape



STAIR NOSING

Product Code	Length (Metre)	Width (mm)	Slip Rating	Colour
AST-Y	18	50	5P	Yellow
AST-B	18	50	5P	Black
AST-G	18	50	5P	Grey
AST-W	18	50	5P	White
AST-BY	18	50	5P	Black/Yellow



## 5 Traffic Signs and Road Safety

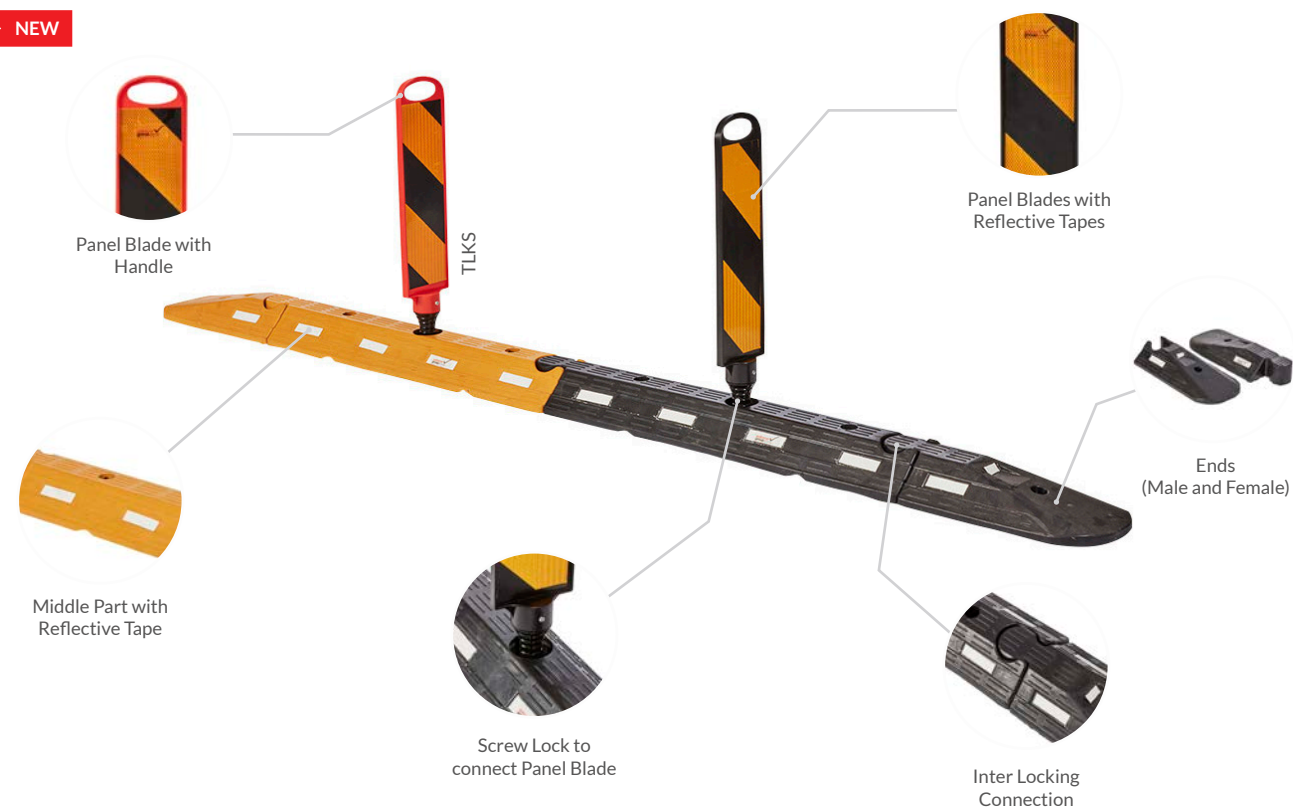
### Summary of Contents

<b>Line Separators</b>	[103]	<b>Traffic Signs</b>	
<b>Traffic Cones</b>	[105]	Regulatory Signs	[111]
<b>T-Top Bollards</b>	[105]	Warning Signs	[112]
<b>Traffic Chains</b>		Safety Signs	[113]
Plastic Safety Chains	[106]	Roadwork Signs	[113]
Plastic Safety Chains	[106]	<b>Sign Posts</b>	[113]
<b>Barrier Tapes</b>	[107]	<b>Sign Brackets and Accessories</b>	[114]
<b>Line Marking Products</b>	[108]		
<b>Road Safety Products</b>			
Barrier Mesh	[109]		
Trench Cover	[109]		
Orange Bunding Flags	[109]		
Star Pickets	[110]		



Lane Separators  
Traffic Lane Kerb Separators

NEW



TLKS-M-Yellow



TLKS-M-Black



TLKS-EP-Yellow



TLKS-EP-Black



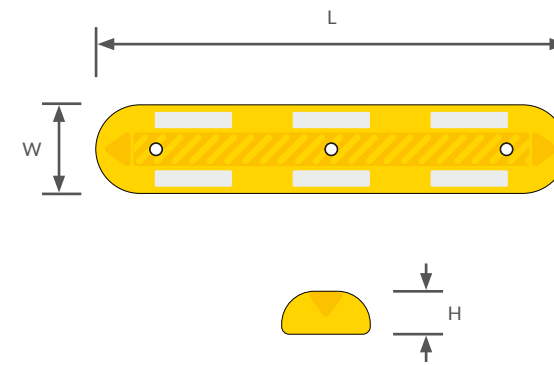
Panel Blades  
Yellow or Orange

Product Code	Length	Width	Height	Weight (Kgs)
TLKS-M-Yellow	1100	140	90	13
TLKS-M-Black	1100	140	90	13
TLKS-EP-Yellow	580/510 (Male/Female)	140	90	6
TLKS-EP-Black	580/510 (Male/Female)	140	90	6
Panel Blades	730	150	-	-

All Dimensions are in mm



Road Parking Lane Dividers



Product Code	Length (L)	Width (W)	Height (H)	Mounting Holes	Weight (Kgs.)
LD-Y	1000	150	50	3xø14mm	7

All Dimensions are in mm

Traffic Cones




BTC761R

BTC760

Product Code	Description
BTC760R	450mm High Traffic Cone with Reflective
BTC761R	700mm High Traffic Cone with Reflective
BTC760	450mm High Traffic Cone
BTC761	700mm High Traffic Cone

T-Top Bollards



Product Code	Bollard Diameter	Height	Base Diameter	Weight (Kgs)
BTB758-6	120	1120	400	6
BTB758-8	120	1120	400	8

All Dimensions are in mm

T-Top Retractable Tape Barriers



TTB-RW

TTB-YB

Note: T-Bollard is not included and can be purchased separately.

Product Code	Width	Height	Strap Length	Belt Colour	Weight (Kgs)	Finish
TTB-YB	140	170	9000	Yellow/Black	1	Yellow
TTB-RW	140	170	9000	Yellow/Black	1	Red

All Dimensions are in mm

**Cone Top Retractable Belt Barriers**



**Need Cone Top Barriers? Page 66**

Safety Chain - Plastic Yellow



BSC75940

Product Code	Description
BSC75940	40 Metre Roll Plastic Chain, 6mm Thickness, 2.5kg, Yellow



Safety Chain - Plastic Black/Yellow



BSC79040

Product Code	Description
BSC79040	40 Metre Roll Plastic Chain, 6mm Thickness, 2.5kg, Black/Yellow




Safety Chain - Plastic Red White



SP-Plastic-Chain

Product Code	Description
SP-Plastic-Chain	40 Metre Roll Plastic Chain, 6mm Thickness, 2.5kg, Red/White



Steel Chains



SC-6M-G


Product Code	Description
SC-6M-G	1000mm Long, 6mm Diameter, 0.75 Kg, Galvanised Steel
SC-6M-B	1000mm Long, 6mm Diameter, 0.75 Kg, Steel Chain Powder-Coated Black
SC-6M-Y	1000mm Long, 6mm Diameter, 0.75 Kg, Steel Chain Powder-Coated Yellow



SC-6M-B



SC-6M-Y



**Barrier Mesh**



**Need Barrier Mesh? Page 109**



Barrier Tapes



BTC710



BTD711



BRD714



BRY712



BTR713



BTB708



BTG709



BARRIER TAPES

Line Marking Products  
Line Marking Tapes



LMT-Y



LMT-W



Product Code	Length (Metre)	Width (mm)	Thickness (mm)	Weight (Kgs)	Colour
LMT-Y	33	100	1.5	7	Yellow
LMT-W	33	100	1.5	7	White

Marking Dots



SP-Marking-Dots



Product Code	Description
SP-Marking-Dots	100mm Diameter, 3mm High, Available Colours: Yellow/Red/Blue/White

LINE MARKING PRODUCTS

**Line Marking Services**



Professional line marking services for clear and safe road and parking lot.



**Give Us A Call : 1300 854 010**



Road Safety Products  
Barrier Mesh



Product Code	Description
MESH6	50 Metre Roll, 6Kg, Heavy Duty Barrier Mesh
MESH8	50 Metre Roll, 8Kg, Heavy Duty Barrier Mesh

Orange Bunting Flags





BBF722



Star Pickets

1350 1500 1650 1800



Product Code	Length	No. of Holes	No. of Products per Pack	Picket Type	Each Weight (Kgs)	Gross Weight (Kgs)
SPB-L-1350	1350	11	10	Light Duty	1.86	18.6
SPB-LD-1500	1500	14	10	Light Duty	2.07	20.07
SPB-LD-1650	1650	14	10	Light Duty	2.28	22.8
SPB-LD-1800	1800	14	10	Light Duty	2.48	24.8
SPB-H-1350	1350	11	10	Heavy Duty	2.57	25.7
SPB-HD-1500	1500	14	10	Heavy Duty	2.85	28.50
SPB-HD-1650	1650	14	10	Heavy Duty	3.14	31.4
SPB-HD-1800	1800	14	10	Heavy Duty	3.42	34.2


All Dimensions are in mm

Trench Cover



NEW

TC-120X80



Product Code	Length	Height	Thickness	Weight (Kgs)	Colour
TC-120X80	1200	800	50	14	Yellow

All Dimensions are in mm

Star Picket Caps



BSC726



Car Parking  
Guard Rail Services

Professional car parking guard rail installation and services.



Contact  
1300 854 010



Traffic Signs

Regulatory Signs - Class 1 Reflective Aluminium Series



SP-Stop-Sign  
Stop Sign  
600x600mm  
Aluminium



SP-Give-Way-Sign  
Give Way  
600x600mm  
Aluminium



SP-R2-4  
No Entry  
450x450mm  
Aluminium



SP-R2-ENO  
Enter Only  
450x600mm  
Aluminium



SP-R2-8A  
No Exit  
450x600mm  
Aluminium



SP-R2-EXO  
Exit Only  
450x600mm  
Aluminium



ER2-3ALH  
Keep Left  
450x600mm  
Aluminium



ER2-3ARH  
Keep Right  
450x600mm  
Aluminium



ER2-2ALH  
One Way Left  
450x600mm  
Aluminium



ER2-2ARH  
One Way Right  
450x600mm  
Aluminium



ER2-9ALH  
Left Lane  
450x750mm  
Aluminium



ER2-9ARH  
Right Lane  
450x750mm  
Aluminium



ER4-1AH5  
Speed Limit 5KM  
450x600mm  
Aluminium



ER4-1AH8  
Speed Limit 8KM  
450x600mm  
Aluminium



ER4-1AH10  
Speed Limit 10KM  
450x600mm  
Aluminium



ER4-1AH15  
Speed Limit 15KM  
450x600mm  
Aluminium



ER4-1AH20  
Speed Limit 20KM  
450x600mm  
Aluminium



ER4-1AH40  
Speed Limit 40KM  
450x600mm  
Aluminium



ER4-1AH50  
Speed Limit 50KM  
450x600mm  
Aluminium



ER4-1AH60  
Speed Limit 60KM  
450x600mm  
Aluminium



ER4-1AH80  
Speed Limit 80KM  
450x600mm  
Aluminium



ER4-1AH90  
Speed Limit 90KM  
450x600mm  
Aluminium



ER4-1AH100  
Speed Limit 100KM  
450x600mm  
Aluminium



ER2-6ALH  
No Left Turn  
450x450mm  
Aluminium



ER2-6ARH  
No Right Turn  
450x450mm  
Aluminium

Traffic Signs

Regulatory Signs - Corflute Series



ECT284-50KH  
Speed Limit 50  
600x600mm  
Corflute



ECT248-55H  
Speed Limit 70  
600x600mm  
Corflute



ECT284-26H  
Speed Limit 80  
600x600mm  
Corflute



ECT284-57H  
Speed Limit 90  
600x600mm  
Corflute



ECT284-R2-6Lh  
No Left Turn  
600x600mm  
Corflute



ECT284-R2-6RH  
No Right Turn  
600x600mm  
Corflute

Traffic Signs

Warning Signs



Road-Spike-Sign  
Road Spike Ahead  
450x600mm



SP-Hump-sign  
Speed Hump  
600x600mm  
Aluminium



SP-Pedestrian  
Pedestrian Crossing  
600x600mm  
Aluminium



ECT284-T5-1LH  
Detour-Left  
1200x300mm  
Corflute



ECT284-T5-1RH  
Detour-Right  
1200x300mm  
Corflute



ECT284-17H  
Merge Left  
1200x300mm  
Corflute



ECT284-16H  
Merge Right  
1200x300mm  
Corflute

SIGNS

SIGNS

Traffic Signs  
Safety Signs



ECT284-18H  
Drive Safely  
1200x300mm  
Corflute

Road Work Signs



ECT284-29H  
End Road Work  
600x600mm  
Corflute

Need Custom  
Signs?



Contact  
1300 854 010

Multi Message Sign Frame



Note: Sign inserts are not included with the products.

Product Code	Description
EMMSG	Holds 2 Sign Board - 600x600mm Signs and Holds 1 Sign Board - 1200x300mm Sign




Sign Posts



Product Code	Diameter	Height	Weight (Kgs)
SP-1.6-Gal-Pole	60	1600	6
SP-2.8-Gal-Pole	60	2800	9
SP-3.2-Gal-Pole	60	3200	10.5
SP-3.6-Gal-Pole	60	3600	11.8

All Dimensions are in mm



Sign Brackets and Accessories  
Sign Post Sleeve - Surface-Mounted



SP-SPS-SM



Product Code	Height	Base Size	Weight (Kgs)	Diameter to Fit
SP-SPS-SM	200	150x150	2	60

All Dimensions are in mm


Sign Post Spike - In-Ground



SP-SPS-IG450



SP-SPS-IG450



Product Code	Height	Weight (Kgs)	Diameter to Fit
SP-SPS-IG450	450	2.2	60
SP-SPS-IG600	600	2.6	60

All Dimensions are in mm

Sign Brackets



TD1



TD2

Product Code	Description
TD1	Sign Bracket with Hex Head Bolt to suit a 60mm O/D Sign Pole
TD2	Sign Bracket with Hex Head Bolt to suit a 60mm O/D Sign Pole

Pole Cap



SP-Pole-Cap

Product Code	Description
SP-Pole-Cap	Pole Cap to suit a 60mm O/D Sign Pole







116



117



118



119

Downpipe Protectors



DP-250-Y



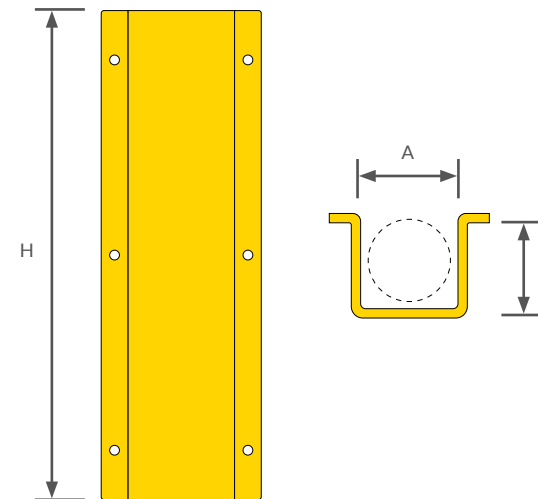
DP-150-Y



DP-250-G



DP-150-G



## 6 Industrial Asset Protection

### Summary of Contents

Downpipe Protectors	[116]
Docking Bumpers	[117]
Wall Bumpers	[118]
Racking Protectors	
Racking Guard - U Shape	[119]
Racking Guard - L Shape	[120]
Racking Guard - C Shape - LDPE	[121]
Floor Guide Rail	[122]

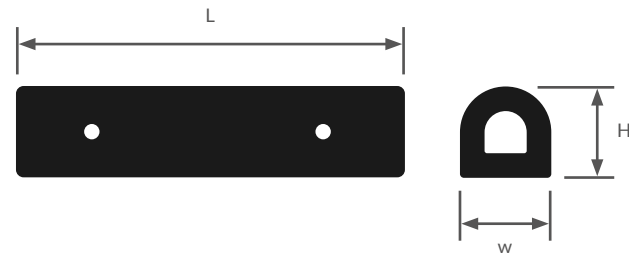

Product Code	Width (AxB)	Height (H)	Thickness	Mounting Holes	Weight (Kgs)	Finish
DP-250-Y	250x250	1200	2	6xø14mm	15	PC-Y
DP-150-Y	150x150	1200	2	6xø14mm	10	PC-Y
DP-250-G	250x250	1200	2	6xø14mm	15	GAL
DP-150-G	150x150	1200	2	6xø14mm	10	GAL

All Dimensions are in mm    GAL - Hot-Dipped Galvanised Steel    PC-Y - Powder-Coated Steel(Yellow)

Docking Bumper



DBR-100150



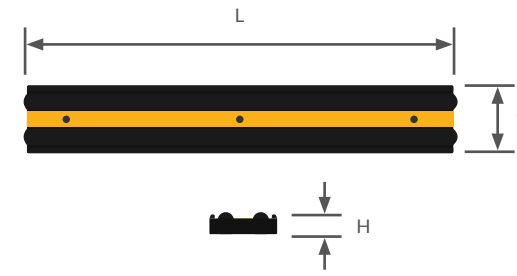
Product Code	Length (L)	Width (W)	Height (H)	Weight (Kgs)
DBR-100150	1000	150	150	13

All Dimensions are in mm

Wall Bumper



WBR-1000



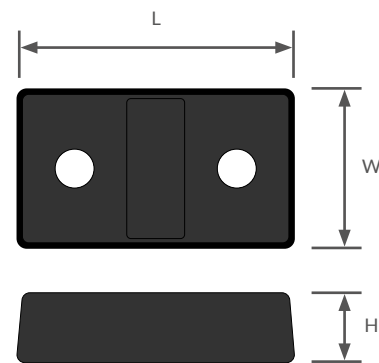
Product Code	Length (L)	Width (W)	Height (H)	Weight (Kgs)
WBR-1000	1000	150	55	5

All Dimensions are in mm

Docking Bumper Pad



DBR-P450



Product Code	Length (L)	Width (W)	Height (H)	Weight (Kgs)
DBR-P450	450	230	100	12

All Dimensions are in mm

DOCKING BUMPERS

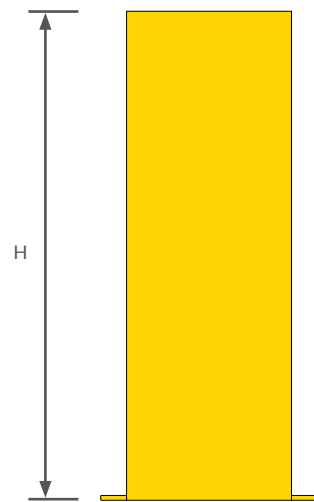
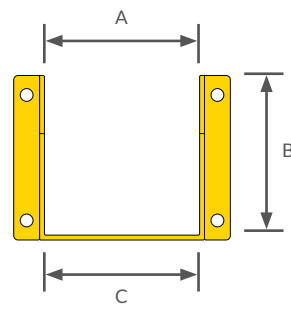
WALL BUMPERS



**Racking Protector**  
Racking Guard - U Shape



RG-US



Product Code	Height (H)	Width (AxBxC)	Wall Thickness	Mounting Holes	Weight (Kgs)	Finish
RG-US	400	120x120x120	4	4xø14mm	2.85	PC-Y

All Dimensions are in mm **PC-Y** - Powder-Coated Steel(Yellow)

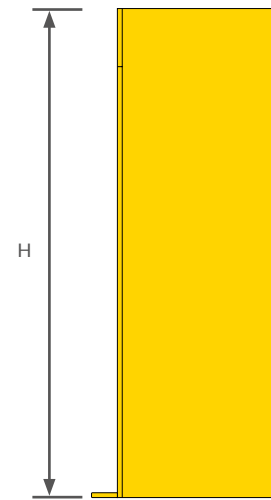
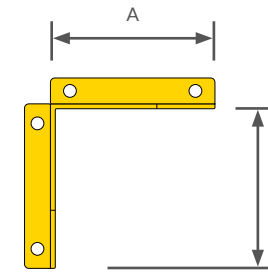
**Racking Protectors**  
Racking Guards - L Shape



RG-LS



RG-LS-900



Product Code	Height (H)	Width (AxB)	Wall Thickness	Mounting Holes	Weight (Kgs)	Finish
RG-LS	400	120x120	4	4xø14mm	2.85	PC-Y
RG-LS-900	900	120x120	4	4xø14mm	7	PC-Y

All Dimensions are in mm **PC-Y** - Powder-Coated Steel(Yellow)

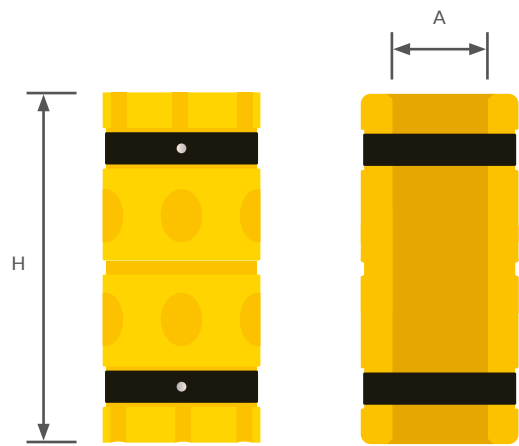
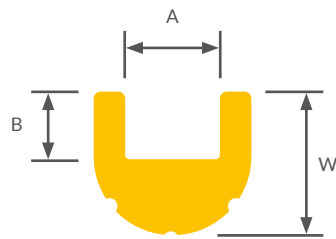
**Racking Protector**  
Racking Guard - C Shape - LDPE



RGP-100



RGP-80



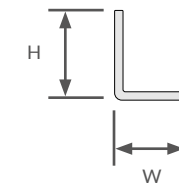
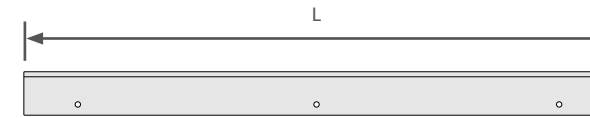
Product Code	Height (H)	Width (W)	Inner Size (AxB)	Rack Leg Fit	Weight (Kgs)	Finish
RGP-80	450	145	85x75	80mm	1	LDPE
RGP-100	450	165	105x70	100mm	1.3	LDPE

All Dimensions are in mm LDPE Low Density Polyethylene (Yellow)

**Floor Guide Rail**




RG-FGR



Product Code	Length (L)	Height (H)	Base Width (W)	Wall Thickness	Mounting Holes	Weight (Kgs)	Finish
RG-FGR	1200	125	100	5	3xø14mm	10.6	PC-Y

All Dimensions are in mm PC-Y - Powder-Coated Steel(Yellow)





## Mounting Hardware

Choosing the right mounting hardware ensures the secure installation and long lifespan of your safety product. The most optimal material and design of the mounting hardware will depend on the placement of your product and whether it will be used indoors or outdoors. Speak to our experts for advice on choosing the right hardware for your installation project.

### Mounting Hardware Benefits

- ▶ **Enhanced Safety:** Quality hardware is essential in ensuring the safety and stability of the installed equipment. Choosing the right hardware for the product and project can prevent unnecessary accidents and product damage.
- ▶ **Cost Savings:** Unsuitable or inferior mounting hardware can lead to product degradation like rust and breakages that require repair or replacement. Investing in high quality suitable mounting hardware ensures the longevity of your product and installation.
- ▶ **Wide Range:** Enforcer Group supplies a wide selection of bolts and other mounting hardware suited to various needs and requirements. They are all designed to be long lasting and reliable.

### Mounting Hardwares We Supply



Dyna Bolts



Screw Bolts



Spikes



Nails



Plugs and Screws

### Mounting Hardware

#### Dyna Bolts



FX-DB-14x150  
Dyna Bolt  
Zinc Flush Head



FX-DB-10x50  
Dyna Bolts  
Sleeve Anchor



FX-DB-HDG-12x60  
Dyna Bolts  
Galvanised



FX-DB-SS-12x100  
Dyna Bolt  
Stainless Steel

Product Code	Size	Type
FX-DB-14x150	14x150	Zinc Flush Head Sleeve Anchor
FX-DB-16x150	16x150	Zinc Flush Head Sleeve Anchor
FX-DB-10x50	10x50	Dyna Bolts Sleeve Anchor
FX-DB-12x60	12x60	Dyna Bolts Sleeve Anchor
FX-DB-12x75	12x75	Dyna Bolts Sleeve Anchor
FX-DB-12x130	12x130	Dyna Bolts Sleeve Anchor
FX-DB-HDG-12x60	12x60	Dyna Bolts Sleeve Anchor Galvanised
FX-DB-HDG-14x150	14x150	Dyna Bolts Sleeve Anchor Galvanised
FX-DB-SS-12x100	12x100	Dyna Bolts Sleeve Anchor Stainless Steel

All Dimensions are in mm

#### Screw Bolts



FX-CSB-10x65  
Concrete Screw Bolt



FX-CSUNK-10x100  
Countersunk Concrete  
Screw Bolt

Product Code	Size	Type
FX-CSB-6x60	6x60	Concrete Screw Bolt
FX-CSB-8x65	8x65	Concrete Screw Bolt
FX-CSB-10x65	10x65	Concrete Screw Bolt
FX-CSB-12x75	12x75	Concrete Screw Bolt
FX-CSB-14x100	14x100	Concrete Screw Bolt
FX-CSB-14x150	14x150	Concrete Screw Bolt
FX-CSUNK-10x100	10x100	Countersunk Concrete Screw Bolt

All Dimensions are in mm







Australia's leading supplier for  
**car park, road and industrial**  
safety products



P: 1300 854 010 | E: [sales@enforcergroup.com.au](mailto:sales@enforcergroup.com.au) | ABN: 22 631 874 854  
57-67 Popes Rd, Keysborough Vic 3173  
1/41-45 Furnace Rd, Welshpool WA 6106